

# Optical properties by wien2k

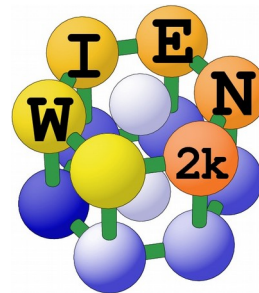
**Robert Laskowski**

rolask@ihpc.a-star.edu.sg

Institute of High Performance Computing  
Singapore



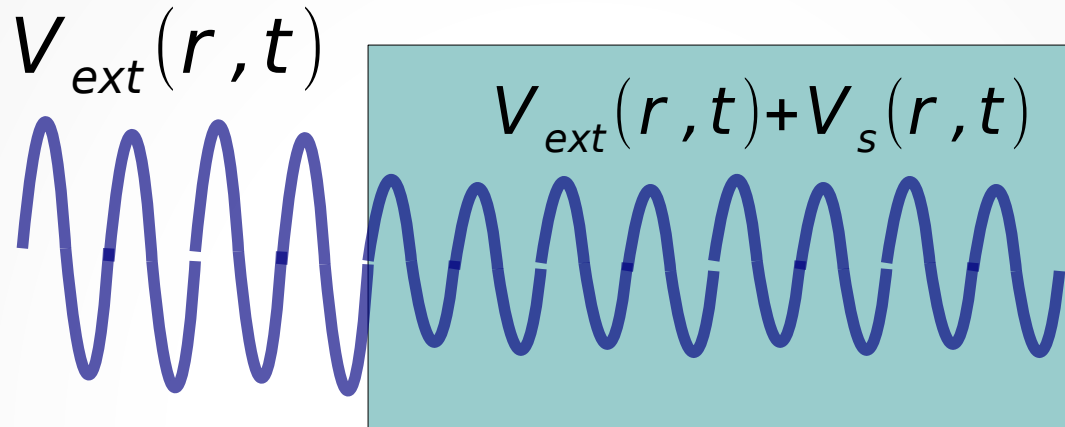
Agency for  
Science, Technology  
and Research



# outline

- Theory: independent particle approximation
- *optic, joint, tetra* ....
  - inputs / outputs, examples

# Dielectric function



- Electrons respond, screening potential ( $V_s$ )

$$V(r, t) = V_{\text{ext}}(r, t) + V_s(r, t)$$

Photon electric field

Screening potential

$$V_G^{\text{ext}} = \sum_{G'} \epsilon_{GG'} V_{G'}$$

dielectric constant

# Independent particles

- single particle eigenstates (**IPA**)  $\hat{H}_0 |nk\rangle = \varepsilon |nk\rangle$
- Time dependence in the linear regime:  $V_{ext}, V_s, n \sim e^{i\omega t}$
- general form of the potential  $V(r) = \frac{1}{\Omega} \sum_{q,G} V_G e^{-i(q+G)r}$
- irreducible of polarizability:  $P = \frac{\delta n}{\delta V}$

$$n_G(q, \omega) = \sum_{G'} P_{GG'}^0(q, \omega) V_{G'}(q, \omega)$$

$$P_{GG'}^0(q, \omega) = \frac{1}{\Omega} \sum_{lmk} \frac{f_{m,k+q} - f_{l,k}}{\varepsilon_{m,k+q} - \varepsilon_{l,k} - \omega} [M_{lm}^G(k, q)]^* M_{lm}^{G'}(k, q)$$

$$M_{lm}^G(k, q) = \langle lk | e^{-i(q+G)r} | m, k+q \rangle$$

# Random phase approximation

- The screening potential  $V_s$  connects to the induced charge density  $n$  by Poisson equation

$$V_G^s = v(q+B)n_G(q)$$

Definition of  $\epsilon_{GG'}$ :

$$V_G^{ext} = \sum_{G'} \epsilon_{GG'} V_{G'}$$

$$\epsilon_{GG'} = \delta_{GG'} - v(q+G)P_{GG'}^0(q, \omega)$$

random phase approximation (RPA)

S. L. Adler, Phys. Rev. 126, 413 (1962)  
N. Wiser, Phys. Rev. 129, (1963)

# Macroscopic dielectric constant

Macroscopic external field  
has no  $\mathbf{G}$  dependence

$$V_G^{\text{ext}}(\mathbf{q}) = \delta_{G,0} V_{\text{ext}}(\mathbf{q})$$

$$V_G^{\text{ext}} = \sum_{G'} \epsilon_{GG'} V_{G'} \quad V_0 = \epsilon_{00}^{-1} V_0^{\text{ext}}$$

with local field effects:

$$\epsilon_M(\mathbf{q}, \omega) = \frac{1}{\epsilon_{00}^{-1}(\mathbf{q}, \omega)}$$

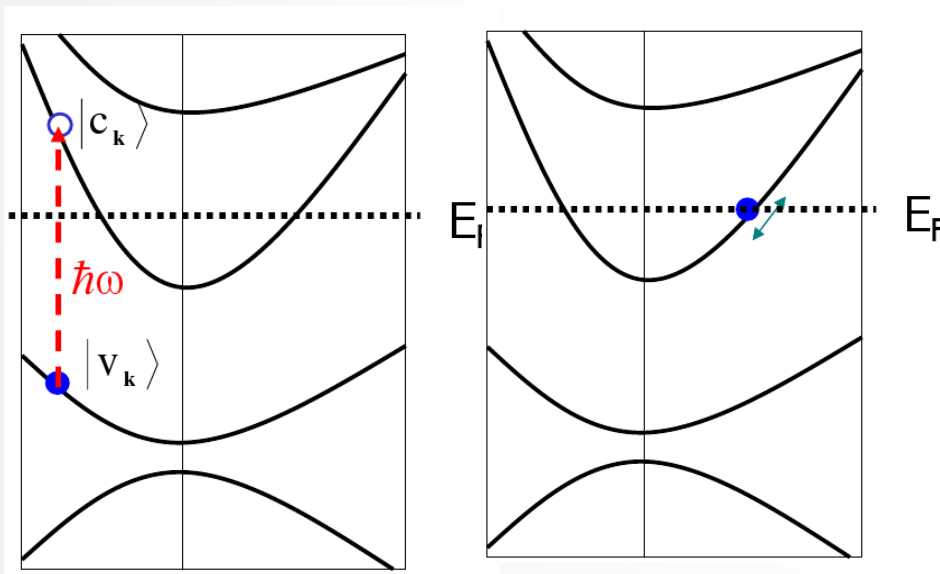
neglecting local field effects:

$$\epsilon_M(\mathbf{q}, \omega) = \epsilon_{00}(\mathbf{q}, \omega) = 1 - v(\mathbf{q}) P_0(\mathbf{q}, \omega)$$

# $\epsilon_M(q, \omega)$ in periodic systems

$$\epsilon_M(q, \omega) = 1 - v(q) P_0(q, \omega)$$

$$\epsilon(q, \omega) = 1 - \lim_{\eta \rightarrow 0} \frac{4\pi e^2}{q^2 \Omega} \sum_{k, i, j} A_{k, q}^{i, j} \frac{f(\epsilon_{k+q}^i) - f(\epsilon_k^j)}{\epsilon_{k+q}^i - \epsilon_k^j - \omega - i\eta}$$



inter-band  
transitions

intra-band  
transitions

$$A_{k, q}^{i, j} = \delta_{i, j} + (1 - \delta_{i, j}) \frac{q^2}{m \omega_{i, j}^2} \langle P_{i, j} \rangle^2$$

intra-band
inter-band

# Long wave limit

Find  $q \rightarrow 0$  limit of  $P$ , use  $k \cdot p$  method

$$P^0(q \rightarrow 0, \omega) = 4\pi \sum_{vck} \frac{\langle vk | p_i | ck \rangle \langle ck | p_j | vk \rangle}{(\epsilon_{ck} - \epsilon_{vk} - \omega)(\epsilon_{ck} - \epsilon_{vk})^2}$$

The expression for calculations of single particle excitation spectra

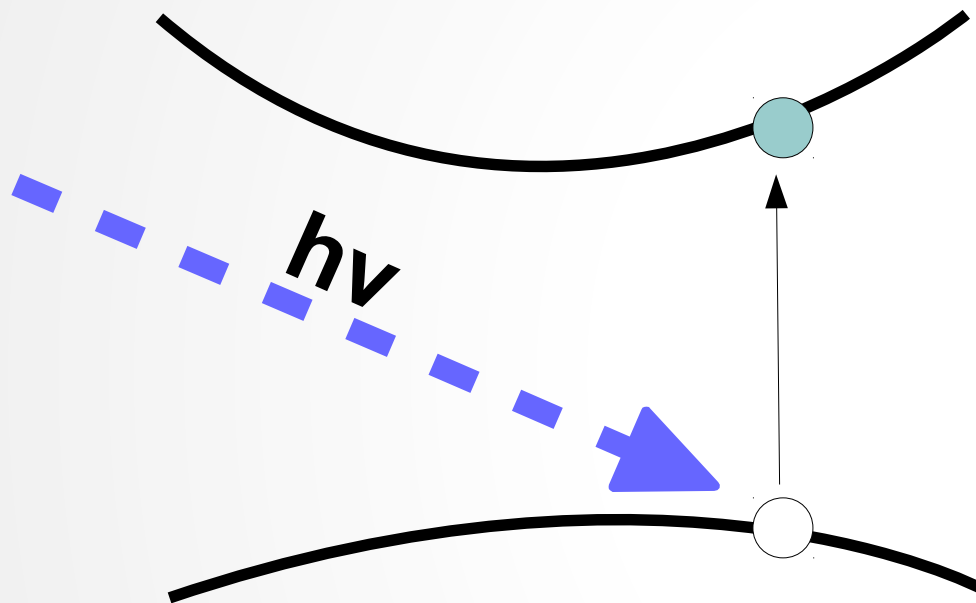
$$\Im(\epsilon_{ij}) = \frac{16\pi^2}{\Omega \omega^2} \sum_{vck} \langle vk | p_i | ck \rangle \langle ck | p_j | vk \rangle \delta(\epsilon_{kc} - \epsilon_{vk} - \omega)$$

Key quantity is the momentum matrix (optic program):

$$\langle vk | p_i | ck \rangle$$



# Interpretation



joint density of states

$$\sum_{vck} \delta(\epsilon_{kc} - \epsilon_{vk} - \omega)$$

transition probability

$$\mathfrak{I}(\epsilon_{ij}) = \frac{16\pi^2}{\Omega\omega^2} \sum_{vck} \langle vk | p_i | ck \rangle \langle ck | p_j | vk \rangle \delta(\epsilon_{kc} - \epsilon_{vk} - \omega)$$

# Momentum matrix elements

$$\langle vk | p_i | ck \rangle \sim \int \Psi_{vk} \frac{\partial}{\partial X_i} \Psi_{ck}$$

$$\Psi_{n,\mathbf{k}}(\mathbf{r}) = \begin{cases} \frac{1}{\sqrt{\Omega}} \sum_{\mathbf{G}} C_{\mathbf{G}}^{n,\mathbf{k}} e^{i(\mathbf{G}+\mathbf{k})\cdot\mathbf{r}}, & \mathbf{r} \in I \\ \sum_{lm} W_{lm}^{n,\alpha,\mathbf{k}}(r) Y_{lm}(\hat{\mathbf{r}}), & \mathbf{r} \in S_{\alpha} \end{cases}$$

$l, m$  determines character of the state

$$\begin{aligned} \nabla_0 (W(r) Y_{lm}(\hat{\mathbf{r}})) &= F_+^0(lm) W_+(r) Y_{l+1,m} \\ &\quad + F_-^0(lm) W_-(r) Y_{l-1,m} \end{aligned}$$

Derivative of the wave function in  $\mathbf{z}$  direction

$$W_+(r) = \frac{\partial}{\partial r} W(r) - \frac{l}{r} W(r)$$

$$W_-(r) = \frac{\partial}{\partial r} W(r) + \frac{l+1}{r} W(r)$$

# Interpretation

$$\langle vk | p_i | ck \rangle \sim \sum_L \langle W^L | W_{\pm}^{L \pm 1} \rangle$$

- **L** character of the **valence** state couples to **L-1** or **L+1** character of the **conduction** band

$$\Im(\epsilon_{ij}) = \frac{16\pi^2}{\Omega\omega^2} \sum_{vck} \langle vk | p_i | ck \rangle \langle ck | p_j | vk \rangle \delta(\epsilon_{kc} - \epsilon_{vk} - \omega)$$

# Symmetry

- triclinic
- monoclinic ( $\alpha, \beta = 90^\circ$ )
- orthorhombic
- tetragonal, hexagonal
- cubic

$$\begin{pmatrix} \text{Im } \epsilon_{xx} & \text{Im } \epsilon_{xy} & \text{Im } \epsilon_{xz} \\ \text{Im } \epsilon_{xy} & \text{Im } \epsilon_{yy} & \text{Im } \epsilon_{yz} \\ \text{Im } \epsilon_{xz} & \text{Im } \epsilon_{yz} & \text{Im } \epsilon_{zz} \end{pmatrix}$$

$$\begin{pmatrix} \text{Im } \epsilon_{xx} & \text{Im } \epsilon_{xy} & 0 \\ \text{Im } \epsilon_{xy} & \text{Im } \epsilon_{yy} & 0 \\ 0 & 0 & \text{Im } \epsilon_{zz} \end{pmatrix}$$

$$\begin{pmatrix} \text{Im } \epsilon_{xx} & 0 & 0 \\ 0 & \text{Im } \epsilon_{yy} & 0 \\ 0 & 0 & \text{Im } \epsilon_{zz} \end{pmatrix}$$

$$\begin{pmatrix} \text{Im } \epsilon_{xx} & 0 & 0 \\ 0 & \text{Im } \epsilon_{xx} & 0 \\ 0 & 0 & \text{Im } \epsilon_{zz} \end{pmatrix}$$

$$\begin{pmatrix} \text{Im } \epsilon_{xx} & 0 & 0 \\ 0 & \text{Im } \epsilon_{xx} & 0 \\ 0 & 0 & \text{Im } \epsilon_{xx} \end{pmatrix}$$

# Optical functions

- Dielectric tensor 
$$\Im \epsilon_{ij} = \frac{16\pi^2}{\Omega \omega^2} \sum_{vck} \langle vk | p_i | ck \rangle \langle ck | p_j | vk \rangle \delta(\epsilon_{kc} - \epsilon_{vk} - \omega)$$
$$\Re \epsilon_{ij} = \delta_{ij} \frac{2}{\pi} P \int_0^\infty \frac{\omega' \Im \epsilon_{ij}(\omega')}{\omega'^2 - \omega^2} d\omega'$$

- Optical conductivity 
$$\Re \sigma_{ij}(\omega) = \frac{\omega}{4\pi} \Im \epsilon_{ij}(\omega)$$

- Refractive index 
$$n_{ii} = \sqrt{|\epsilon_{ii}(\omega)| + \Re \epsilon_{ii}(\omega)}$$
$$k_{ii}(\omega) = \sqrt{\frac{|\epsilon_{ii}(\omega)| - \Re \epsilon_{ii}(\omega)}{2}}$$

- Reflectivity 
$$R_{ii}(\omega) = \frac{(m_{ii} - 1)^2 + k_{ii}^2}{(n_{ii} + 1)^2 + k_{ii}^2}$$

- Absorption 
$$A_{ii}(\omega) = \frac{2\omega k_{ii}(\omega)}{c}$$

- Loss function 
$$L_{ii}(\omega) = -\Im \left( \frac{1}{\epsilon_{ii}(\omega)} \right)$$

# Magneto-optics

- Cubic, no SOC

$$\begin{pmatrix} \text{Im } \epsilon_{xx} & 0 & 0 \\ 0 & \text{Im } \epsilon_{xx} & 0 \\ 0 & 0 & \text{Im } \epsilon_{xx} \end{pmatrix}$$

KK



$$\begin{pmatrix} \text{Re } \epsilon_{xx} & 0 & 0 \\ 0 & \text{Re } \epsilon_{xx} & 0 \\ 0 & 0 & \text{Re } \epsilon_{xx} \end{pmatrix}$$

- Cubic, with SOC and magnetism along  $\mathbf{z}$

$$\begin{pmatrix} \text{Im } \epsilon_{xx} & 0 & 0 \\ 0 & \text{Im } \epsilon_{xx} & 0 \\ 0 & 0 & \text{Im } \epsilon_{zz} \end{pmatrix}$$

KK



$$\begin{pmatrix} \text{Re } \epsilon_{xx} & 0 & 0 \\ 0 & \text{Re } \epsilon_{xx} & 0 \\ 0 & 0 & \text{Re } \epsilon_{zz} \end{pmatrix}$$

$$\begin{pmatrix} 0 & \text{Re } \epsilon_{xy} & 0 \\ -\text{Re } \epsilon_{xy} & 0 & 0 \\ 0 & 0 & 0 \end{pmatrix}$$

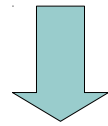
KK



$$\begin{pmatrix} 0 & \text{Im } \epsilon_{xy} & 0 \\ -\text{Im } \epsilon_{xy} & 0 & 0 \\ 0 & 0 & 0 \end{pmatrix}$$

# How to do calculations ?

Run SCF calculations



Increase k-mesh !!!

compute momentum matrix elements with *optic* program (x optic)



compute imaginary part of the dielectric function with *joint* program (x joint)



use *kram* program for computing other optical constants (x kram)

# Computing momentum matrix elements

After running SCF, or restoring old run

update potential (*x lapw0*)

use better k-mesh (*x kgen*)

generate eigenvectors (*x lapw1 -???*)

Calculate momentum matrix elements (*x optic -???*)

$$\langle vk | p_i | ck \rangle \langle vk | p_j | ck \rangle$$



# *optic* program – input, output

input

- ***case.inop***

800	1	number of k-points, first k-point
-5.0	5.0	energy window for matrix elements
3		number of cases (see choices)
1		Re <x><x>
3		Re <z><z>
7		Im <x><y>
OFF		write not-squared matrix elements to file?

Choices:

1.....Re<x><x>  
2.....Re<y><y>  
3.....Re<z><z>  
4.....Re<x><y>  
5.....Re<x><z>  
6.....Re<y><z>  
7.....Im<x><y>  
8.....Im<x><z>  
9.....Im<y><z>

output

- ***case.symmat***

$\langle vk | p_i | ck \rangle \langle vk | p_j | ck \rangle$

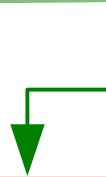
- ***case.mommat*** (ON)

$\langle vk | p_j | ck \rangle$

# Integrate joint DOS, *joint* program

*x joint*, computes imaginary part of the dielectric tensor components, and more

get Fermi level (*x lapw2 -fermi -???*)



do the BZ integration (*x joint -???*)

$$\Im(\epsilon_{ij}) = \frac{16\pi^2}{\Omega\omega^2} \sum_{vck} \langle vk | p_i | ck \rangle \langle ck | p_j | vk \rangle \delta(\epsilon_{kc} - \epsilon_{vk} - \omega)$$

# *joint* program – input, output

input

- ***case.injoint***

1 18                    lower and upper band index  
0.000 0.001 1.000    Emin, dE, Emax [Ry]  
ev                      output units eV / Ry  
4                        switch  
1                        number of columns  
0.1 0.2                broadening for Drude terms  
                          choose gamma for each case!

output

- ***case.joint***

Switch:

- 0...JOINT DOS for each band combination
- 1...JOINT DOS sum over all band combinations
- 2...DOS for each band
- 3...DOS sum over all bands
- 4...Im(EPSILON) total
- 5...Im(EPSILON) for each band combination
- 6...intraband contributions
- 7...intraband contributions including band analysis

# *kram* program – input, output

- ***case.inkram*** (metal)

input

0.1 broadening gamma  
 0.0 energy shift (scissors operator)  
 1 add intraband contributions 1/0  
 12.6 plasma frequency  
 0.2 broadening for intraband part

- ***case.inkram*** (semiconductor)

0.05 broadening gamma  
 1.000 energy shift (scissors operator)  
 0 add intraband contributions 1/0

output

- ***case.epsilon***
- ***case.sigmak***
- ***case.refraction***
- ***case.absorp***
- ***case.eloss***

Intra-band contribution

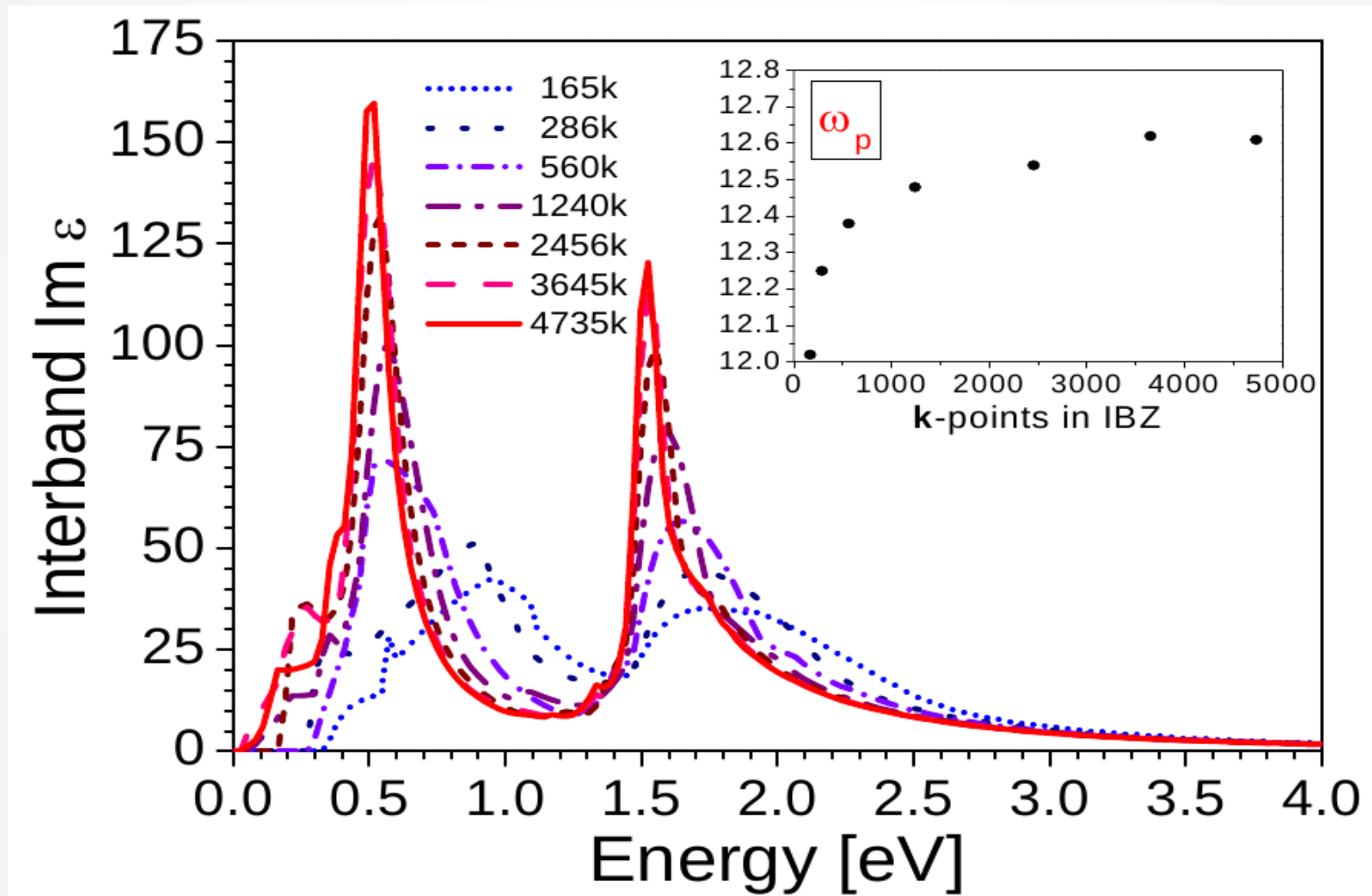
$$\text{Im } \epsilon_{\alpha\beta}(\omega) = \frac{4\pi N e^2}{m} \frac{\Gamma}{\omega(\omega^2 + \Gamma^2)} = \frac{\Gamma \omega_{p,\alpha\beta}^2}{\omega(\omega^2 + \Gamma^2)}$$

$$\text{Re } \epsilon_{\alpha\beta}(\omega) = 1 - \frac{\omega_{p,\alpha\beta}^2}{(\omega^2 + \Gamma^2)}$$

$$\omega_{p,\alpha\beta}^2 = \frac{e^2}{m^2 \pi^2} \sum_l \int d\mathbf{k} \langle l | p^\alpha | l \rangle_{\mathbf{k}} \langle l | p^\beta | l \rangle_{\mathbf{k}} \delta(\epsilon_l - \epsilon_F)$$

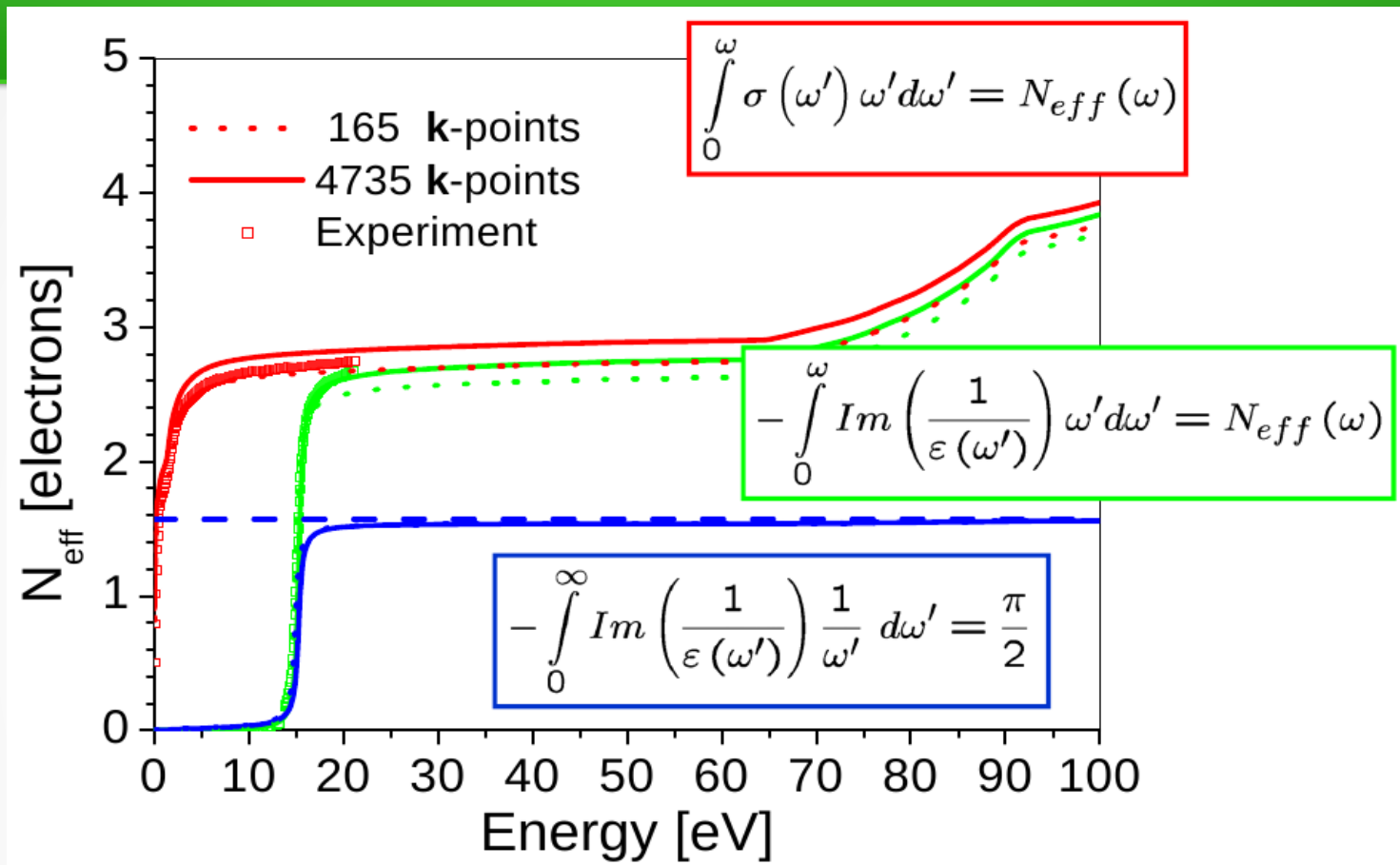
$$\Re \epsilon_{ij} = \delta_{ij} \frac{2}{\pi} P \int_0^\infty \frac{\omega' \Im \epsilon_{ij}(\omega')}{\omega'^2 - \omega^2} d\omega'$$

# Example: Al, k-point convergence



- always check **k-point convergence** (use dense k-mesh !!!)

# Example: Al, sumrules

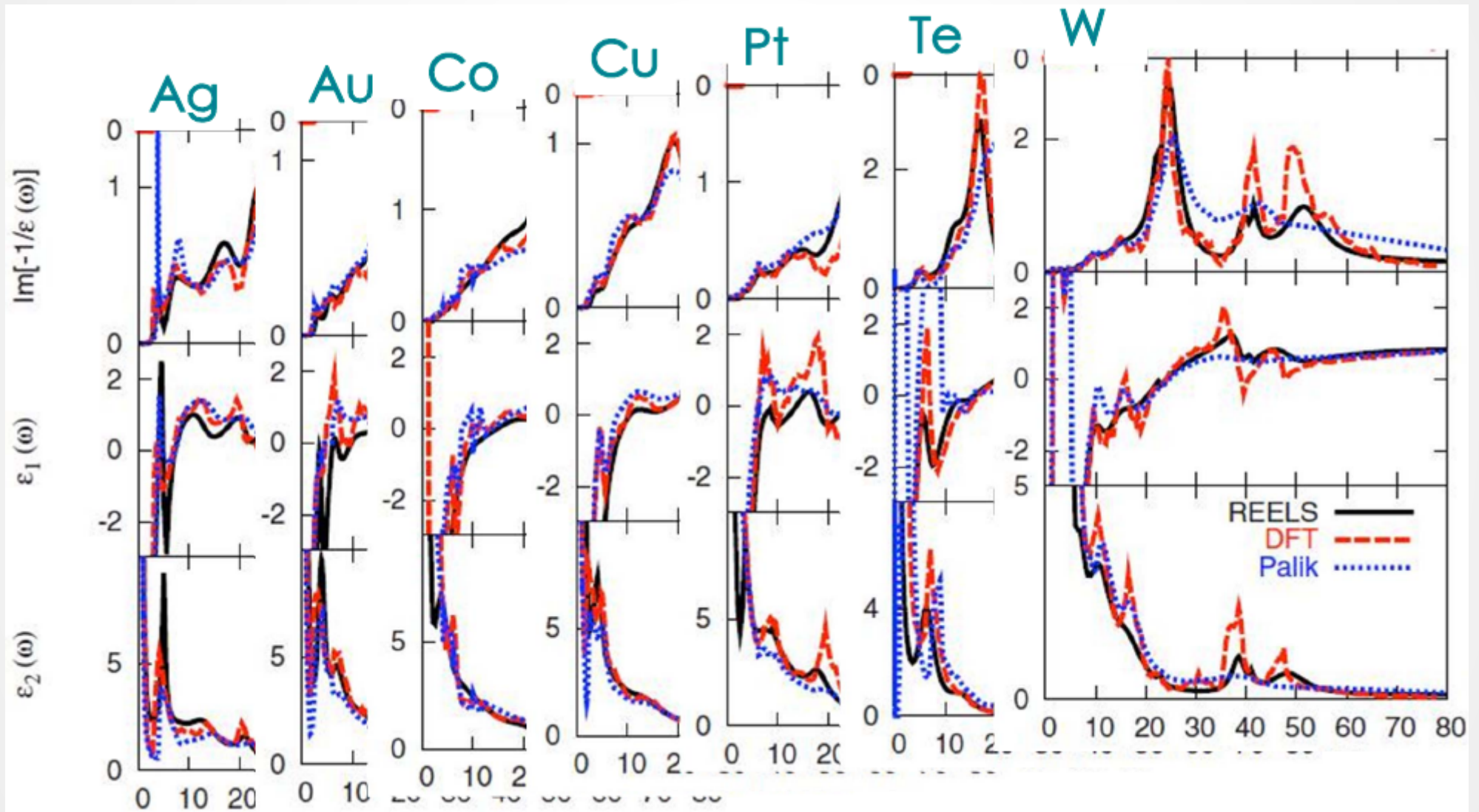


- for KK transformation you need  $\text{Im}(\epsilon)$  in a wide energy range

$$\Re \epsilon_{ij} = \delta_{ij} \frac{2}{\pi} P \int_0^{\infty} \frac{\omega' \Im \epsilon_{ij}(\omega')}{\omega'^2 - \omega^2} d\omega'$$

- be aware that LAPW linearization breaks down for high conduction states !!!

# Theory vs experiment



W. Werner, et al J. Phys. Chem. Ref. Data 38, 1013 (2009)



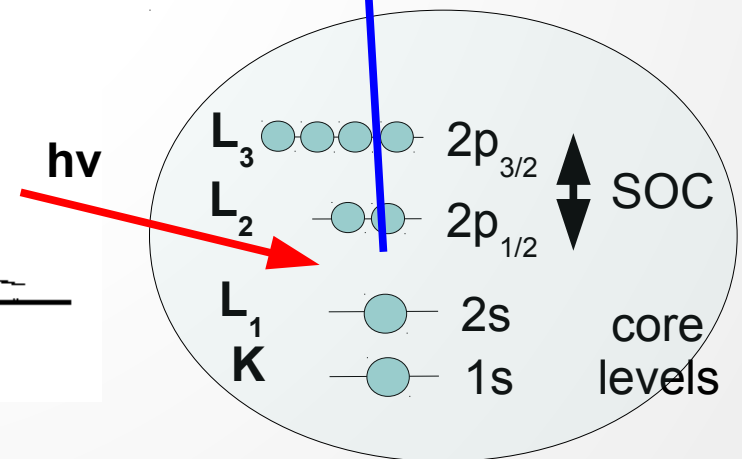
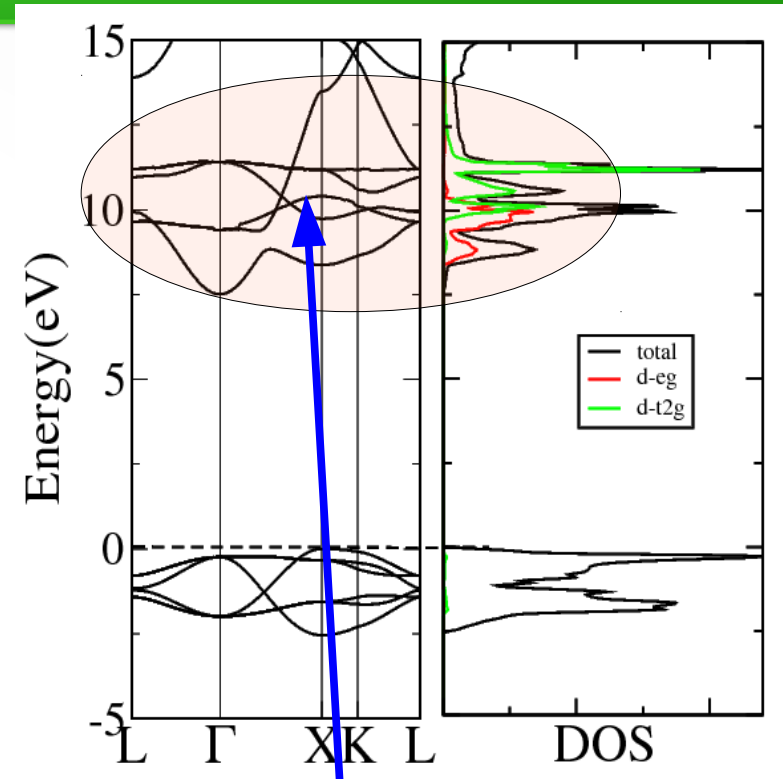
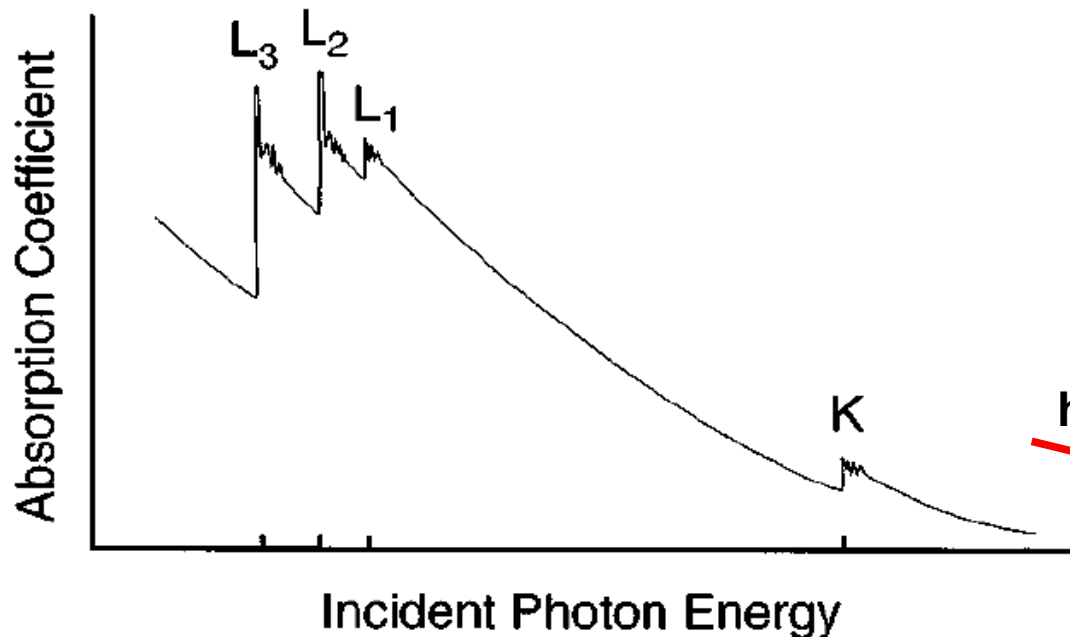
# Core level spectroscopy

- absorption (XAS)
- emission (XES)
- core-hole



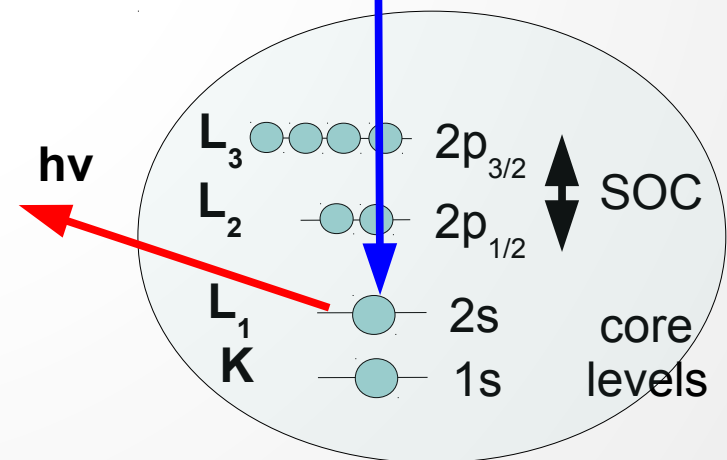
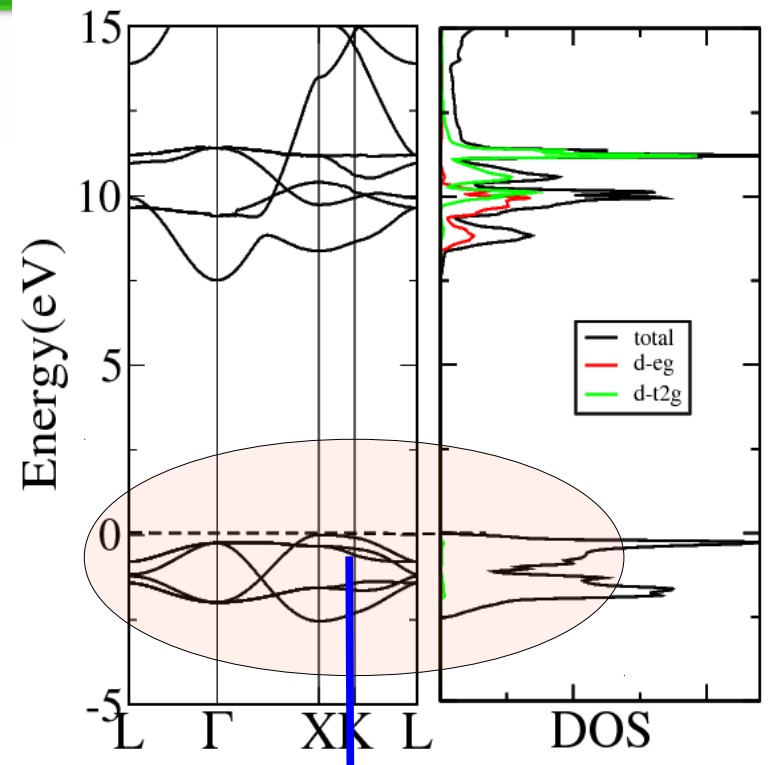
# Core level spectroscopy (XAS)

- X-ray absorption (XAS)
  - core electrons are excited into a conduction band
  - each core shell introduces an absorption edge, (indexed by the principal number of a core level)



# Core level spectroscopy (XES)

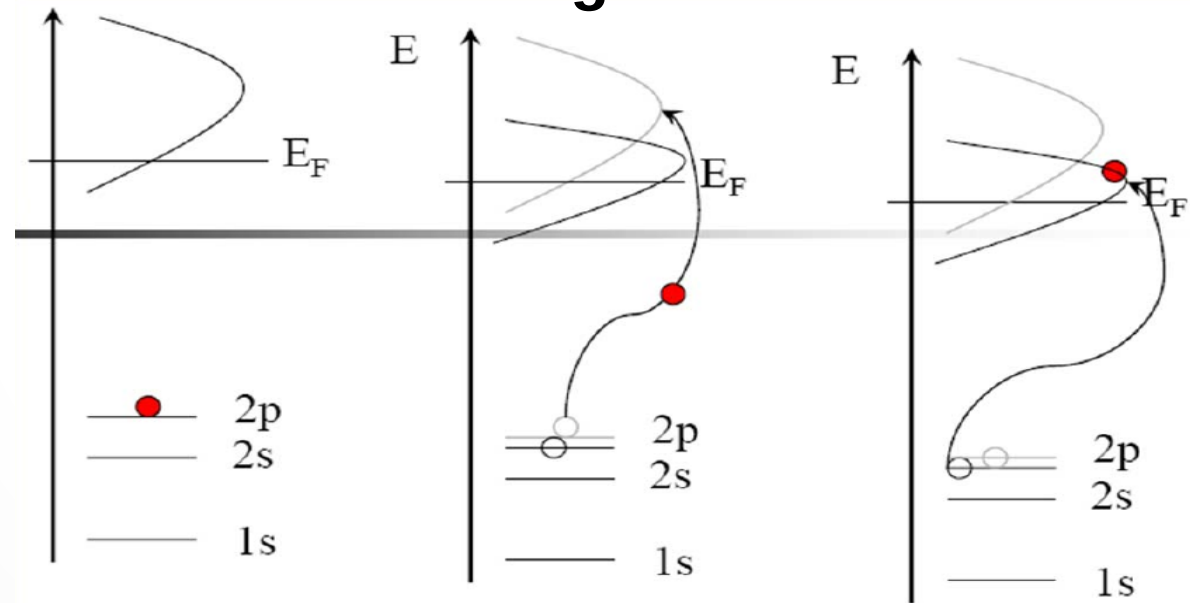
- X-ray emission (XES)
  - Knock out core electron, valence electron fills core level and  $h\nu$  is emitted



# XAS, XES, final state rule

## “Final state” determines the spectrum

- **XAS** - final state has a “hole” in core state, and additional e- in conduction band. **Core-hole has large effect on the spectrum**



- **XES** - final state has filled core, but **valence hole**, this is usually **well screened**, thus one “sees” the groundstate.

# Core hole in wien2k

- No core hole (ground state)
  - usually not a good approximation (maybe in metals ?)
- Z+1 approximation (eg., replace C by N)
  - also not very good
- **Core-hole (supercell) calculations:**
  - remove 1 core electron on ONE atom in the supercell, add 1 electron to conduction band
  - remove 1 core electron, add 1 electron as uniform background charge, considers statically screened e-h coulomb correlation
  - fractional core hole (consider different screening)

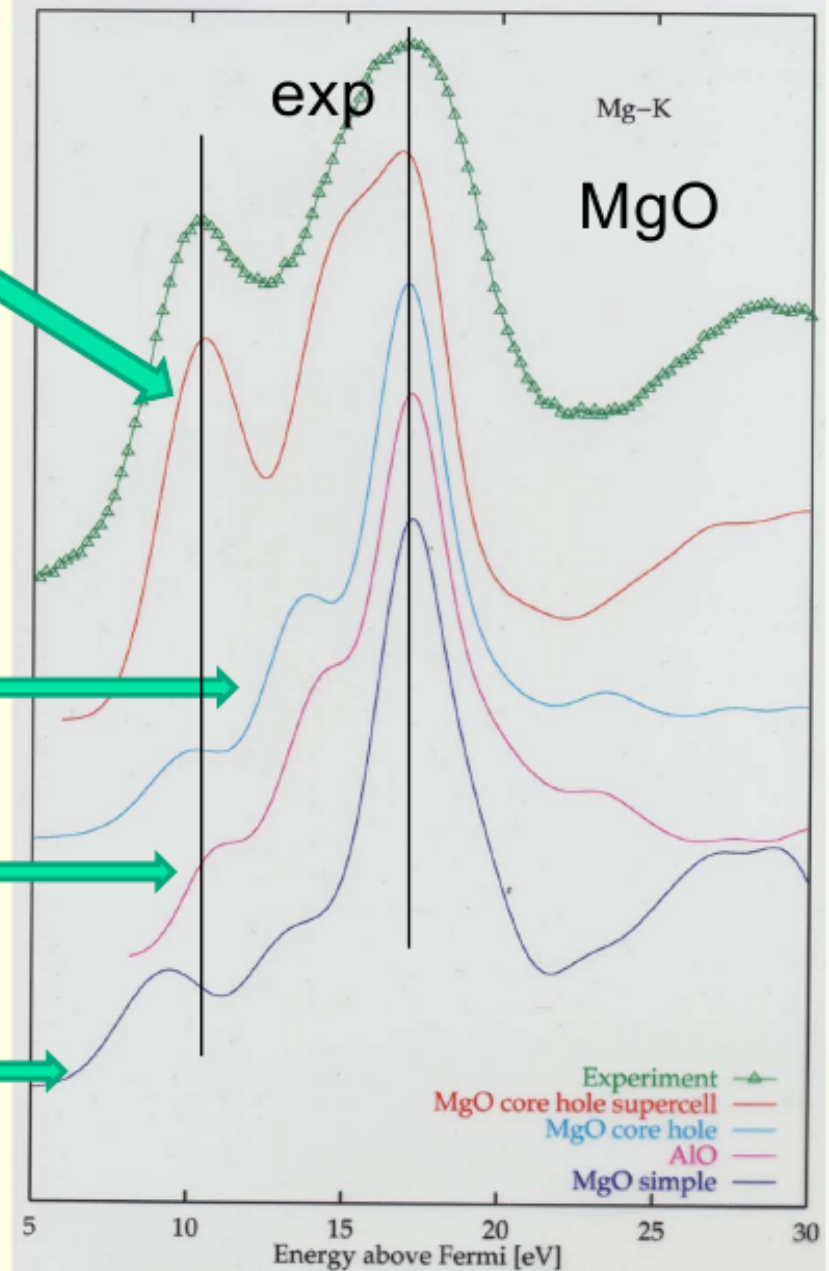
# XAS, Mg K-edge in MgO

2x2x2 supercell calculation, with core hole in one of the Mg atoms. This allows the conduction state to relax (adjust to the larger effective nuclear charge), but also to have static screening from the environment.

core hole, no supercell:

Z+1 (AlO)

groundstate

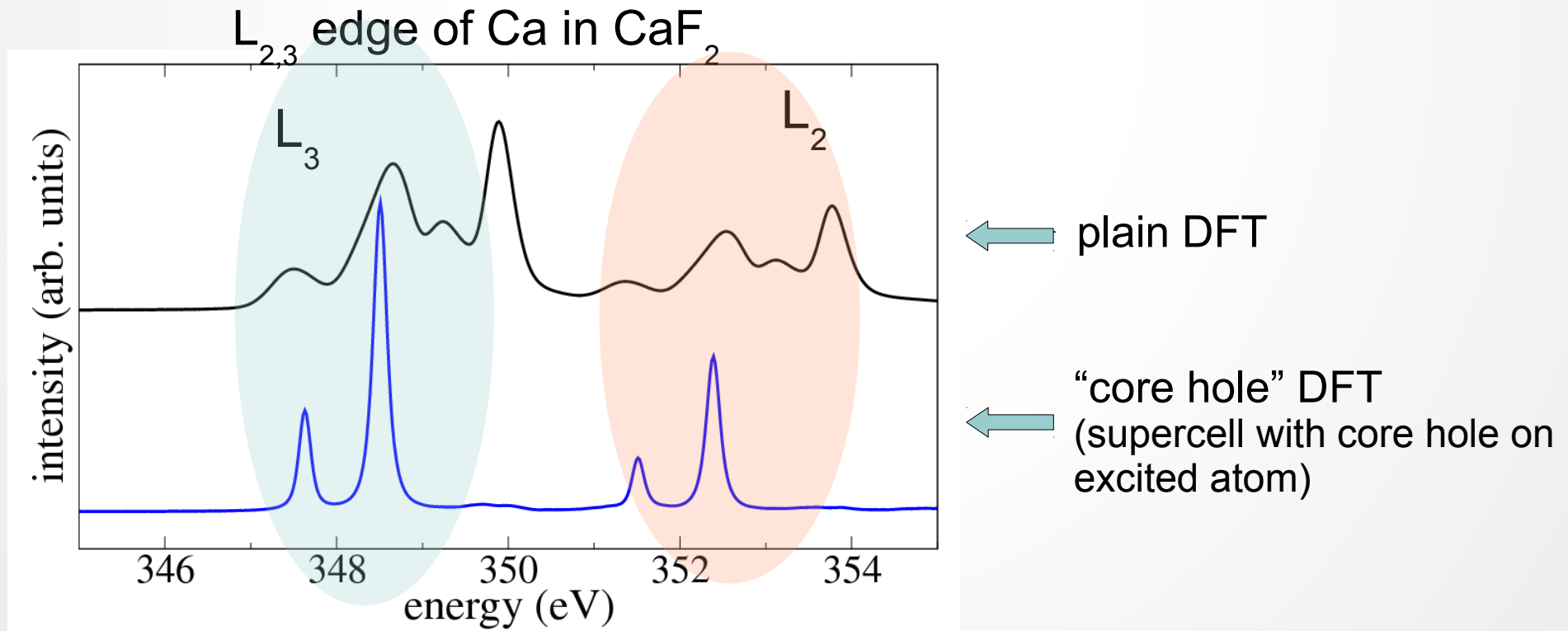


# Core-hole approach, limitation

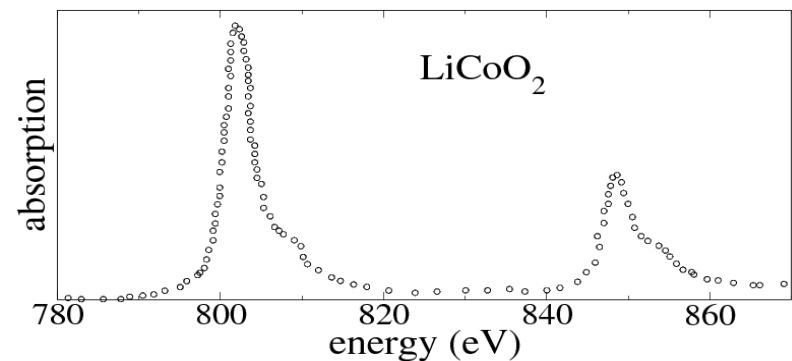
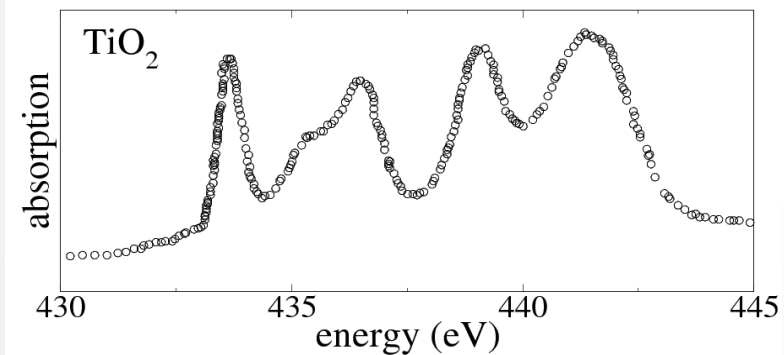
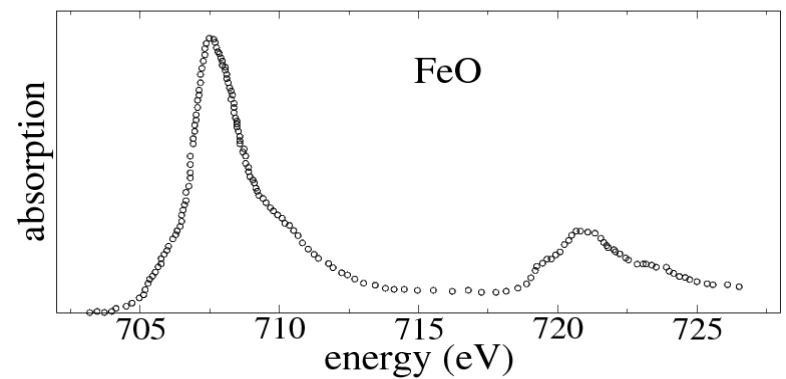
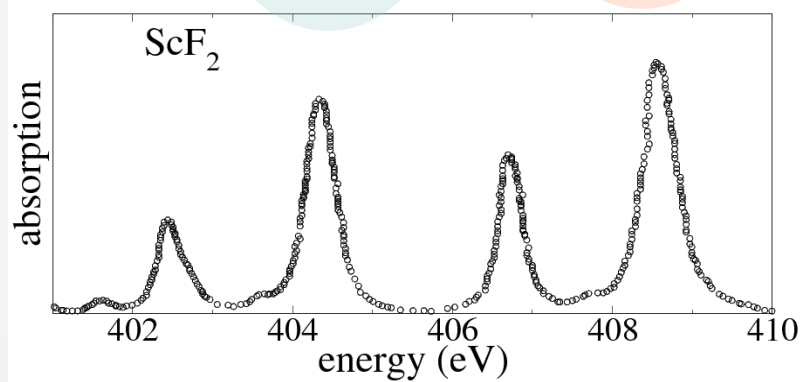
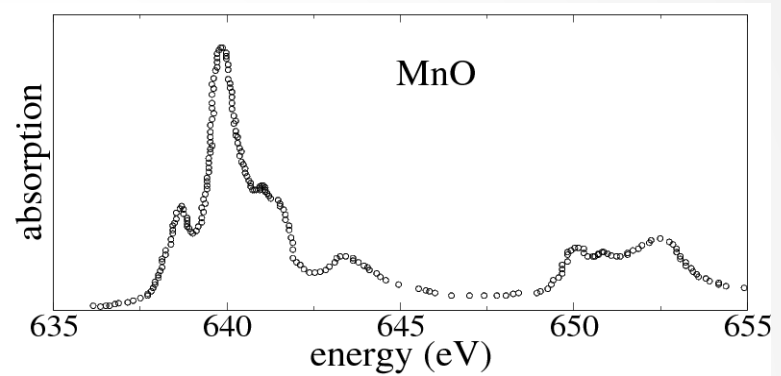
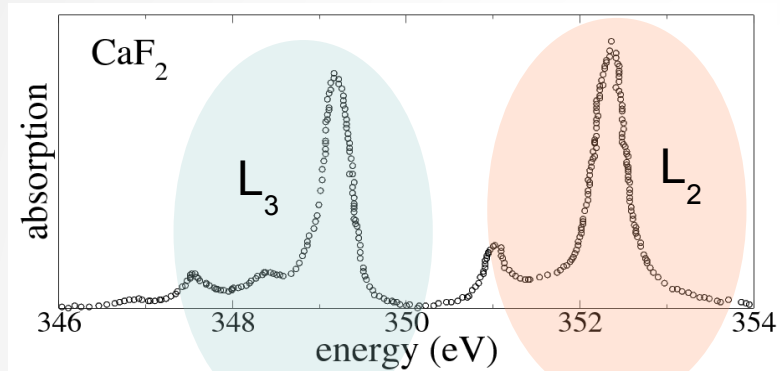
- absorption is proportional to the projected DOS (empty band)

$$\Im \epsilon_M(\omega) = \sum_{\lambda} \left| \frac{\langle vk | p | ck \rangle}{(\epsilon_{ck} - \epsilon_{vk})} \right|^2 \delta(E^{\lambda} - \hbar\omega)$$

- branching ratio (eg.  $L_2/L_3$ ) is proportional to multiplicity of involved core states ( $2p_{1/2}, 2p_{3/2}$ )



# $L_2/L_3$ edges of 3d metals



# Core-hole calculation in wien2k

- generate super-cell (x supercell)
- initialize SCF, define core hole/add extra valence electron
- run SCF
- remove extra valence electron
- execute ***xspec*** task in w2web
  - calculate eigenstates (x lapw1 -up/dn)
  - calculate partial charges (x lapw2 -qtl -up/dn)
  - execute **x xspec**

$$\frac{\partial^2 \sigma}{\partial E \partial \Omega} \propto \sum_{I,F} \left| \langle I | \vec{\epsilon} \vec{R} | F \rangle \right|^2 \quad \text{Dipole approximation}$$



# Core-hole calculation in wien2k

generate super-cell (x supercell)

initialize SCF, define core hole/add extra valence electron

run SCF

remove extra valence electron

execute **xspec** task in w2web

- calculate eigenstates (x lapw1 -up/dn)
- calculate partial charges (x lapw2 -qtl -up/dn)
- execute **x xspec**

Dipole approximation

$$\frac{\partial^2 \sigma}{\partial E \partial \Omega} \propto \sum_{I, F} \left| \langle I | \vec{\epsilon} \vec{R} | F \rangle \right|^2$$

# *xspec* input file

## **XES**

```
NbC: C K (Title)
2 (atom)
1 (n core)
0 (l core)
0,0.5,0.5 (split, int1, int2)
-20,0.1,3 (EMIN,DE,EMAX in eV)
EMIS (type of spectrum)
0.35 (S)
0.25 (gamma0)
0.3 (W)
AUTO (band ranges AUTO or MAN)
-7.21 (E0 in eV)
-10.04 (E1 in eV)
-13.37 (E2 in eV)
```

## **XAS**

```
NbC: C K (Title)
2 (atom)
1 (n core)
0 (l core)
0,0.5,0.5 (split, int1, int2)
-2,0.1,30 (EMIN,DE,EMAX in eV)
ABS (type of spectrum)
0.5 (S)
0.25 (gamma0)
```

**Details in user guide**

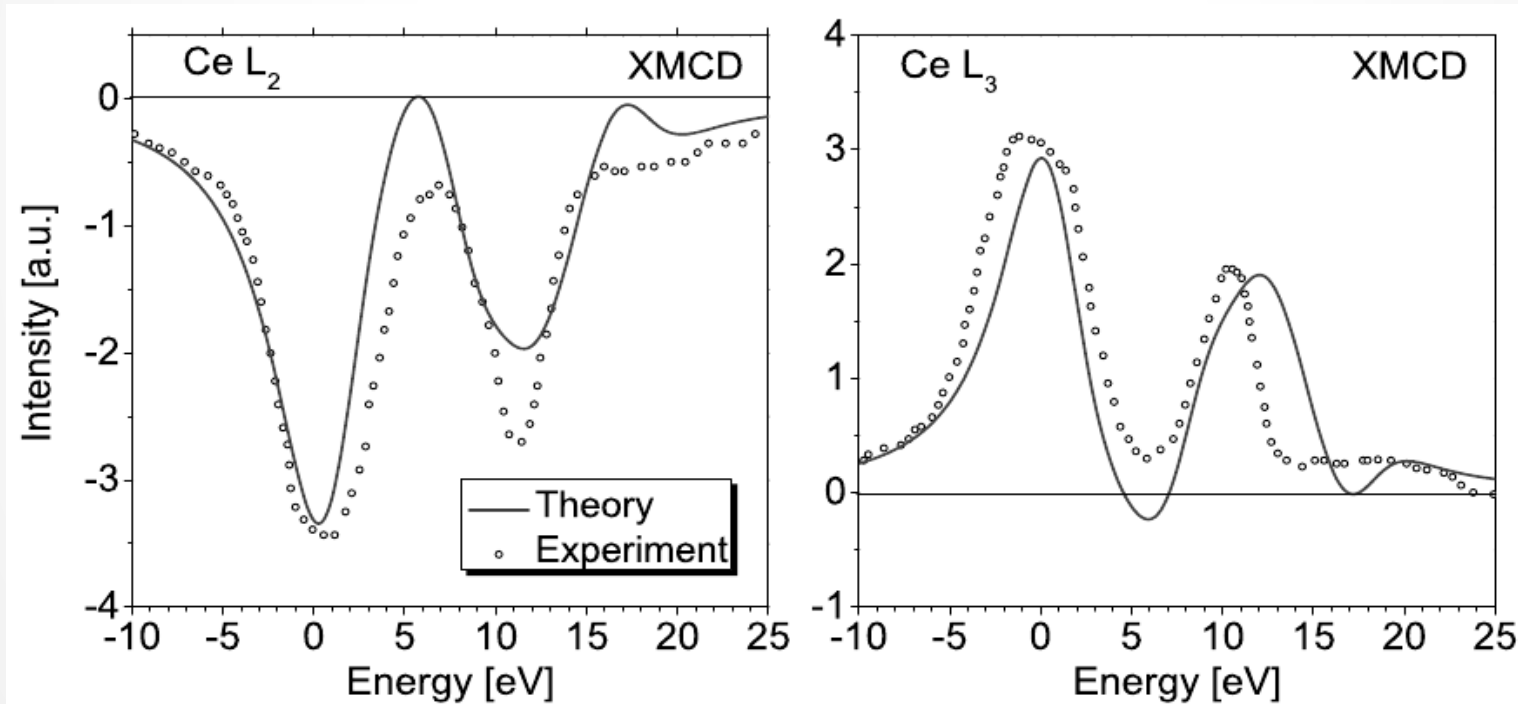
# Core level spectroscopy (XMCD)

- X-ray magnetic circular dichroism (optic program)

$$\mu^{\pm}(\omega) \propto \sum_f |D_{fi}^{\pm 1}|^2 \delta(E_f - E_i - \hbar\omega).$$

$$D_{fi}^{\pm 1} = \epsilon^{\pm} \cdot \langle \Psi_i | \mathbf{p} | \Psi_f \rangle \quad \epsilon_{\pm 1} = \epsilon_x \pm i\epsilon_y$$

Independent particles approximation



# Core level spectroscopy (XMCD)

- X-ray magnetic circular dichroism (*x optic*)
  - *case.inop*

```
99999 1      : NKMAX, NKFIRST
-5.0 2.0 18  : EMIN, EMAX, NBvalMAX
XMCD 1 L23  : optional line: for XMCD of 1st atom and L23 spectrum
6          : number of choices (columns in *symmat)
1          Re<x><x>
2          Re<y><y>
3          Re<z><z>
4          Re<x><y>
5          Re<x><z>
6          Re<y><z>
OFF        : ON/OFF writes MME to unit 4
```

- conduction states are calculated with SOC
- Core states are calculated with *lcore* program (atomic Dirac solver)

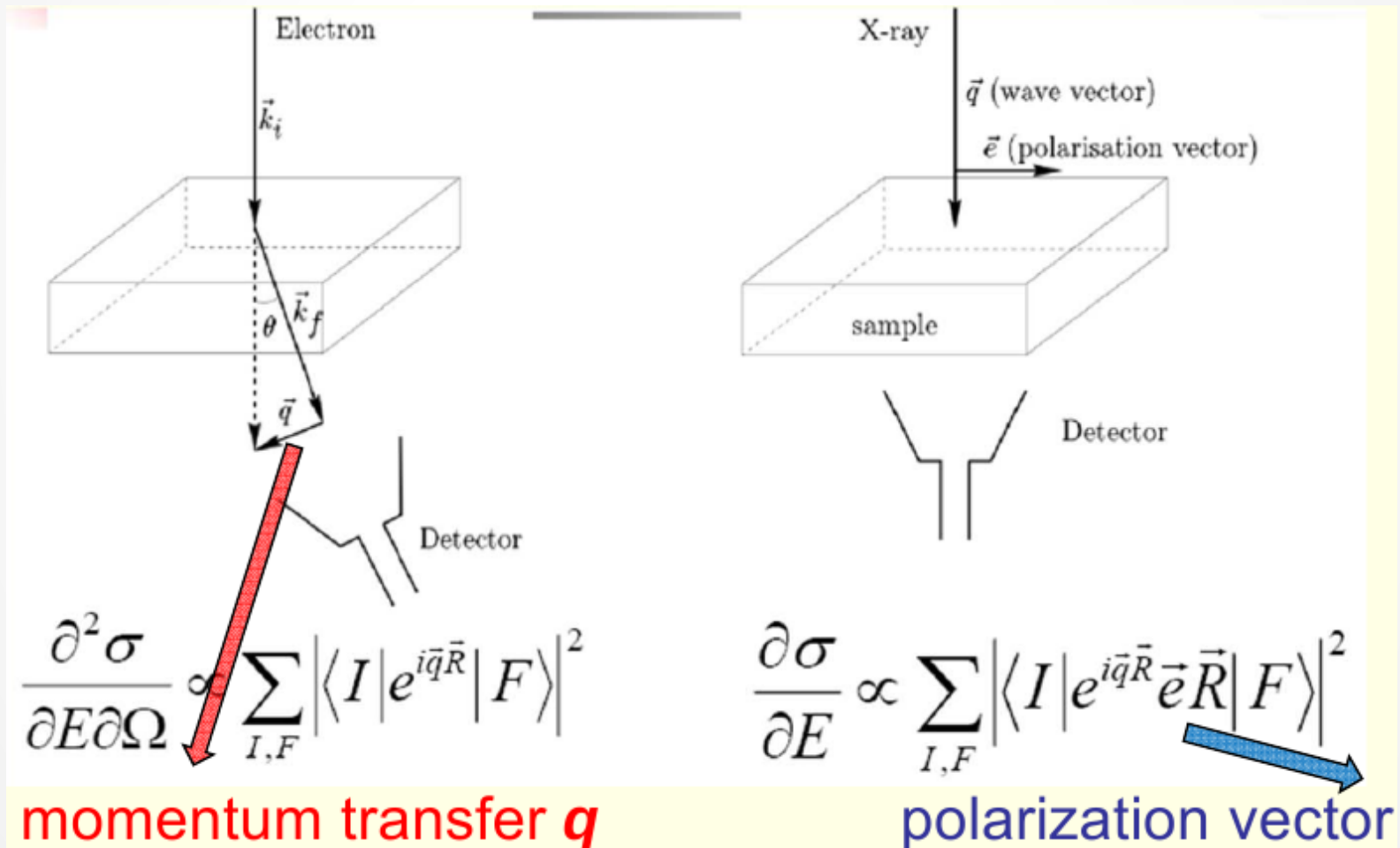
# Core level spectroscopy (XMCD)

- X-ray magnetic circular dichroism (*x joint*)

```
1 9999 8 : LOWER,UPPER,upper-valence BANDINDEX
-0.0000 0.00100 2.0000 : EMIN DE EMAX FOR ENERGYGRID IN ryd
eV : output units eV / ryd
XMCD : omitt these 4 lines for non-XMCD
-49.88 -50.80 : core energies in Ry (grep :2P case.scfc)
1.6 0.6 : core-hole broadening (eV) for both core states
0.1 : spectrometer broadening (eV)
4 : SWITCH
2 : NUMBER OF COLUMNS
0.1 0.1 0.3 : BROADENING (FOR DRUDE MODEL - switch 6,7)
```

# Core level spectroscopy (EELS)

- ELNES vs XAS



# EELS in wien2k (**telnes2** program)

- Within the dipole approximation the momentum transfer vector in non-relativistic EELS plays the same role as polarization vector in XAS
- **telnes3** program also handles non-dipole transitions and relativistic corrections

See details in users guide

# Theory vs experiment

- details of the band structure matter
  - band gap problem
- independent particles approximation, RPA