

BSE, wien2k

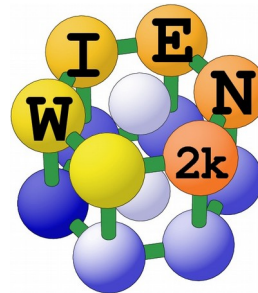
Robert Laskowski

`rolask@ihpc.a-star.edu.sg`

Institute of High Performance Computing
Singapore

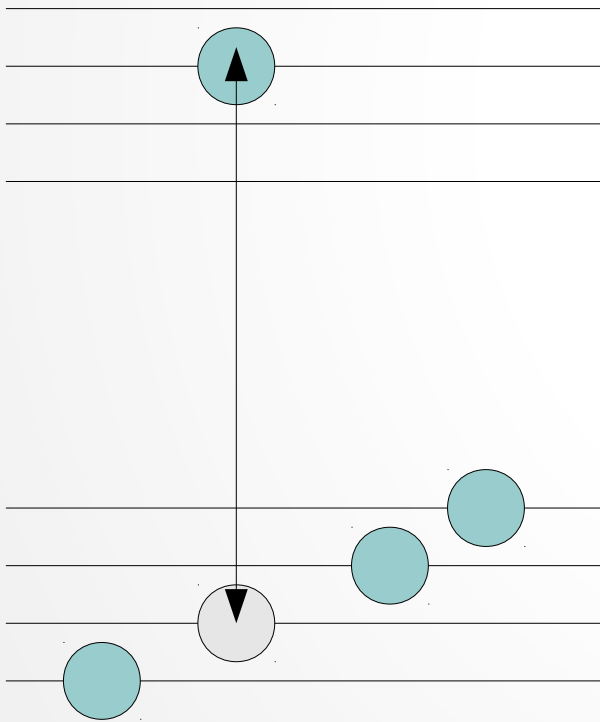


Agency for
Science, Technology
and Research



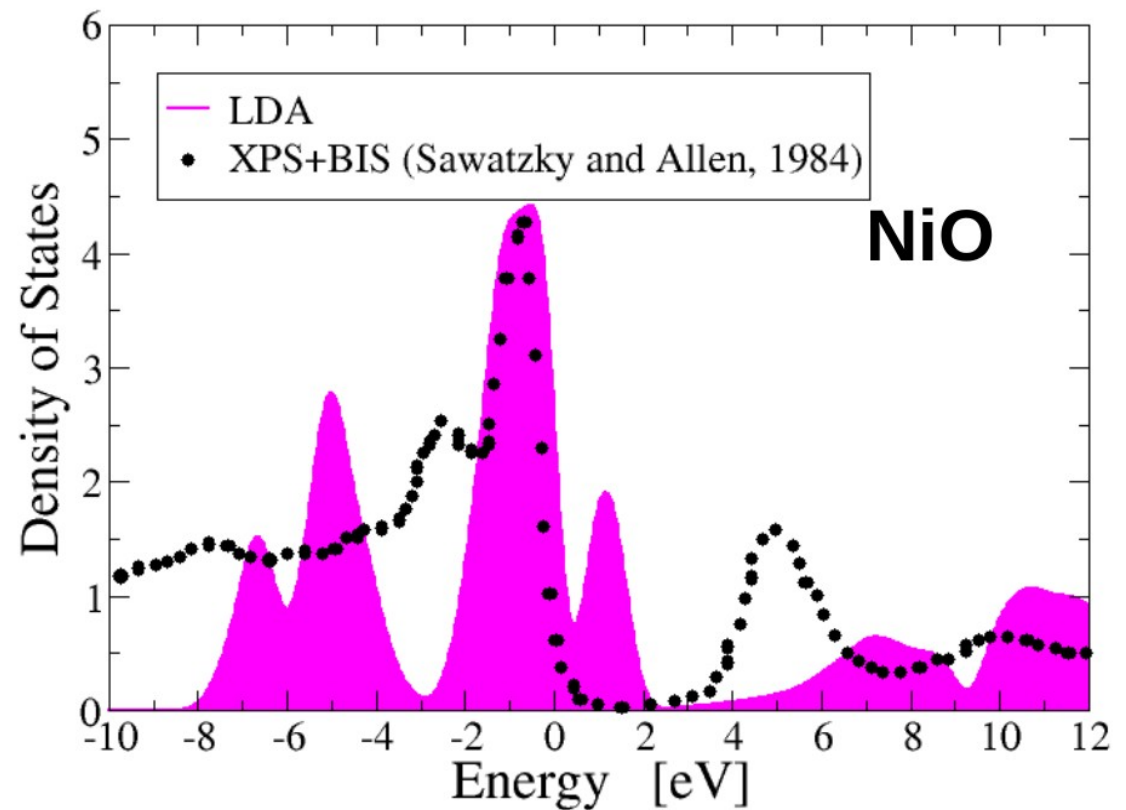
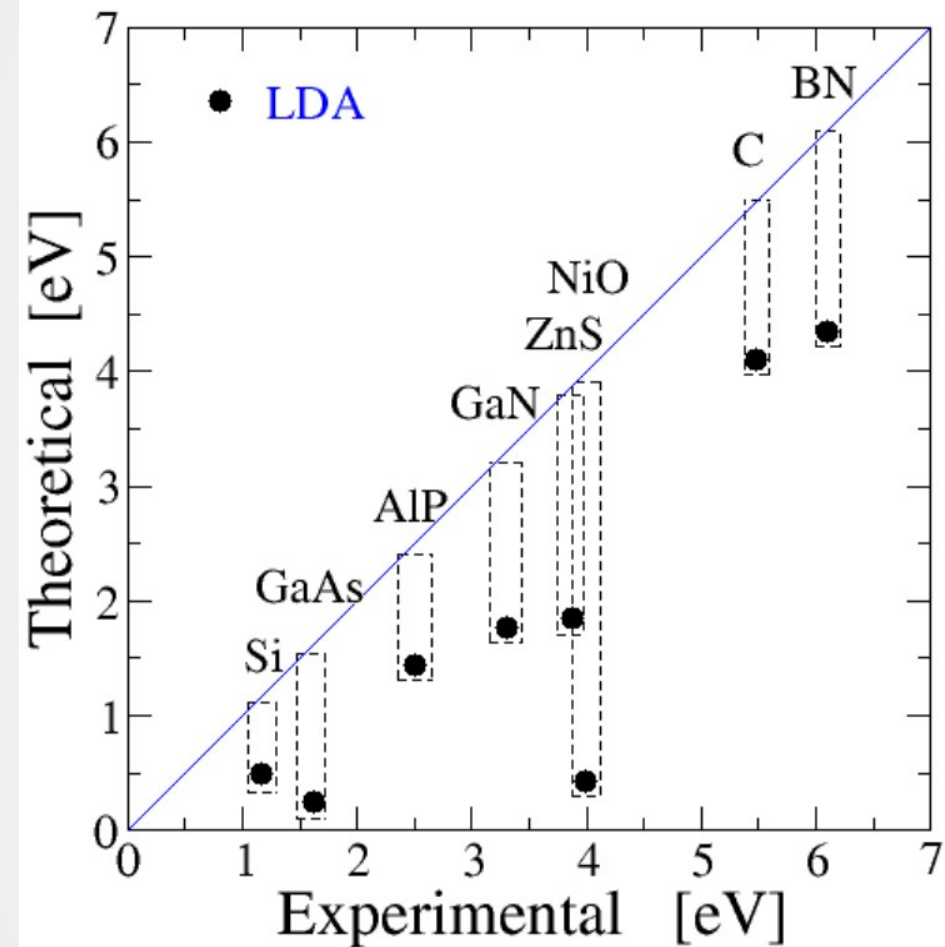
Simple picture, independent particles

$$\mathfrak{I}(\epsilon_{ij}) = \frac{16\pi^2}{\Omega\omega^2} \sum_{vck} \langle vk | p_i | ck \rangle \langle ck | p_j | vk \rangle \delta(\epsilon_{kc} - \epsilon_{vk} - \omega)$$



- 1) Energy levels calculated within DFT are not true addition and removal energies
- 2) absorption or emission is more complex process than just electrons jumping between energy levels

Energy levels calculated within DFT



Beyond standard DFT

- Effective functionals (mBJ, F. Tran)

F. Tran, P. Blaha PRL 102, 226401 (2009)

$$v_{x,\sigma}^{\text{MBJ}}(\mathbf{r}) = cv_{x,\sigma}^{\text{BR}}(\mathbf{r}) + (3c - 2) \frac{1}{\pi} \sqrt{\frac{5}{12}} \sqrt{\frac{2t_{\sigma}(\mathbf{r})}{\rho_{\sigma}(\mathbf{r})}},$$

$$v_{x,\sigma}^{\text{BR}}(\mathbf{r}) = -\frac{1}{b_{\sigma}(\mathbf{r})} \left(1 - e^{-x_{\sigma}(\mathbf{r})} - \frac{1}{2} x_{\sigma}(\mathbf{r}) e^{-x_{\sigma}(\mathbf{r})} \right)$$

- scissor shift

$$\varepsilon_{ck}^{\text{QP}} = \varepsilon_{ck}^{\text{LDA}} - \Delta_{\text{scissor}}$$

$$\varepsilon_{vk}^{\text{QP}} = \varepsilon_{vk}^{\text{LDA}}$$

$$\langle vk | p | ck \rangle^{\text{QP}} = \frac{E_{ck} - E_{vk}}{\varepsilon_{ck} - \varepsilon_{vk}} \langle vk | p | ck \rangle$$

$$\Im \varepsilon(\omega) = \Im \varepsilon(\omega - \Delta)$$

non-locality of the self energy operator or scissor shift

Beyond standard DFT

- Hybrid DFT (thanks to F. Tran in wien2k)

H-F Exchange energy included into KS theory

$$E_{x,vv}^{\text{HF}} = -\frac{1}{2} \sum_{\sigma} \sum_{n,\mathbf{k},n',\mathbf{k}'} w_{n\mathbf{k}}^{\sigma} w_{n'\mathbf{k}'}^{\sigma} \int_{\Omega} \int_{\text{crystal}} \psi_{n\mathbf{k}}^{\sigma*}(\mathbf{r}) \psi_{n'\mathbf{k}'}^{\sigma}(\mathbf{r}) \times v(|\mathbf{r} - \mathbf{r}'|) \psi_{n'\mathbf{k}'}^{\sigma*}(\mathbf{r}') \psi_{n\mathbf{k}}^{\sigma}(\mathbf{r}') d^3 r' d^3 r,$$

F. Tran, P. Blaha **PHYSICAL REVIEW B 83, 235118 (2011)**

- GW method (available for wien2k)

Self-energy $\Sigma(r, r', \omega) = \frac{i}{2\pi} \int d\omega' G(r, r, \omega - \omega') W(r, r', \omega)$

$$\epsilon_{nk}^{\text{QP}} = \epsilon_{nk}^{\text{LDA}} - \langle nk | \Sigma(\epsilon_{nk}^{\text{QP}}) - V_{xc}^{\text{LDA}} | nk \rangle$$

M. S. Hybertsen and S. G. Louie, Phys. Rev. Lett. 55, 1418 (1985)

M. S. Hybertsen and S. G. Louie, Phys. Rev. B 34, 5390 (1986)

R. Gómez-Abal, et al, PRL 101, 036402 (2008).

G_0W_0 Approximation

$$\varepsilon_{n\mathbf{k}}^{(\text{QP})} = \varepsilon_{n\mathbf{k}} + Z_{n\mathbf{k}} \langle \psi_{n\mathbf{k}} | \Sigma_{\text{xc}}(\varepsilon_{n\mathbf{k}}) - V_{\text{xc}} | \psi_{n\mathbf{k}} \rangle$$

$$Z_{n\mathbf{k}} = \left[1 - \left(\frac{\partial}{\partial \varepsilon} \langle \psi_{n\mathbf{k}} | \Sigma_{\text{xc}}(\varepsilon) | \psi_{n\mathbf{k}} \rangle \right)_{\varepsilon = \varepsilon_{n\mathbf{k}}} \right]^{-1}$$

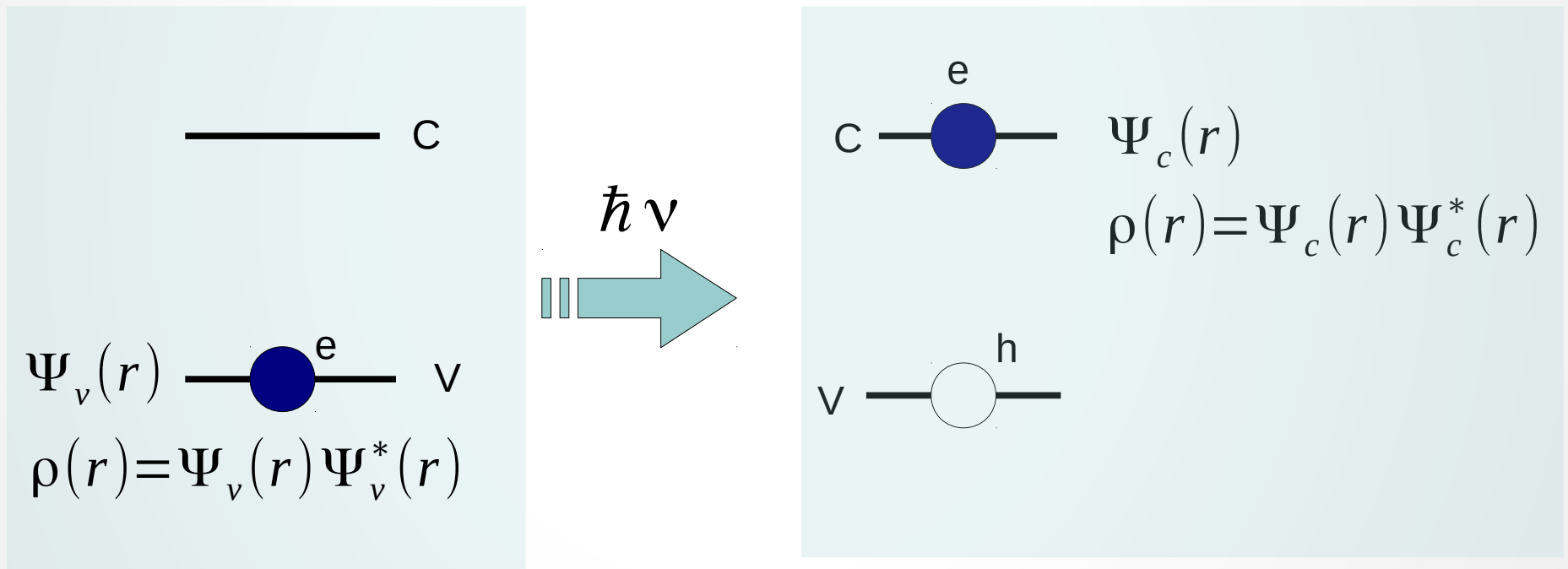
$$\begin{aligned} \langle \psi_{n\mathbf{k}} | \Sigma_{\text{xc}}(\omega) | \psi_{n\mathbf{k}} \rangle &= N_c^{-1} \sum_{\mathbf{q}} \sum_m \sum_{i,j} \frac{i}{2\pi} \int_{-\infty}^{\infty} d\omega' e^{i\omega'\eta} \\ &\times \frac{[M_{nm}^i(\mathbf{k}, \mathbf{q})]^* W_{ij}(\mathbf{q}, \omega') M_{nm}^j(\mathbf{k}, \mathbf{q})}{\omega + \omega' - \varepsilon_{m\mathbf{k}-\mathbf{q}}} \end{aligned}$$

$$M_{nm}^i(\mathbf{k}, \mathbf{q}) \equiv \int_{\Omega} [\chi_i^{\mathbf{q}}(\mathbf{r}) \psi_{m\mathbf{k}-\mathbf{q}}(\mathbf{r})]^* \psi_{n\mathbf{k}}(\mathbf{r}) d\mathbf{r}$$

$$W(\mathbf{r}, \mathbf{r}'; \omega) = \int \varepsilon^{-1}(\mathbf{r}, \mathbf{r}''; \omega) v(\mathbf{r}'' - \mathbf{r}') d\mathbf{r}''$$

Independent particles

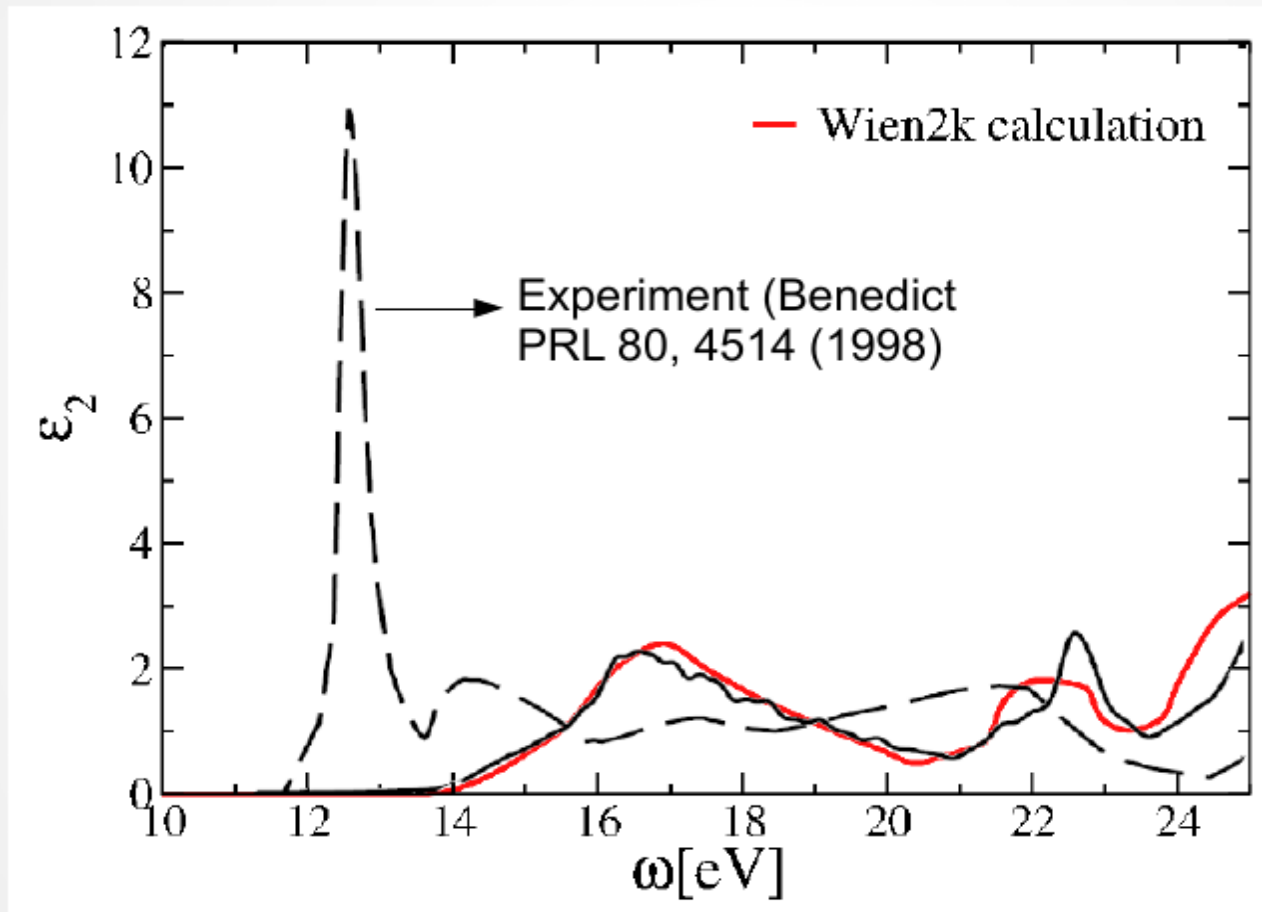
- absorption or emission is more complex process than electrons jumping between energy levels



$$\rho_c(r) \neq \rho_v(r)$$

$$H_{initial} \neq H_{final}$$

When independent particles picture fails



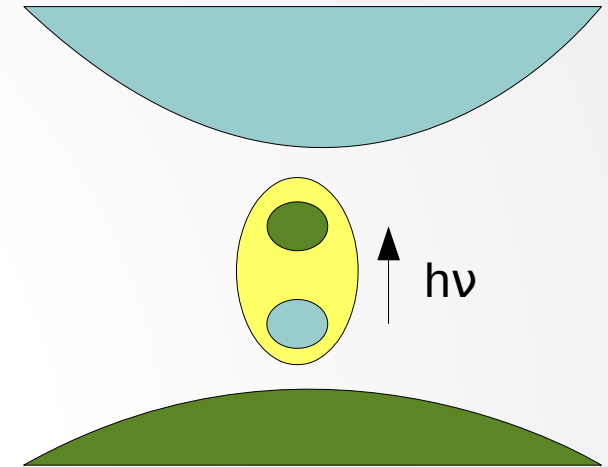
LiF absorption spectra

Bethe-Salpeter Equation

- excitation is a two-particle process (electron-hole pair is created)

$$L(12;1'2') = L_0(12;1'2') + \int d(3456) \times L_0(14;1'3') K(35;46) L(62;52')$$

equation of motion of two particle Green's function



- BSE is simplified into a two particles eigenvalue equation (in a basis of valence (vk) and conduction (ck) states)

$$(E_c - E_v) A_{vc}^\lambda + \sum_{v'c'} K_{vc,v'c'} (E_\lambda) A_{v'c'}^S = E_\lambda A_{vc}^S$$

band energies

$K = V^x + W^d$
interaction kernel

excitation energies

e-h coupling coef.

G. Strinati, Phys. Rev. Lett. 49, 1519 (1982).

M. Rohlfing and S. G. Louie, Phys. Rev. B 62, 4927(2000)

P Puschnig and C. Ambrosch-Draxl PRB 66, 165105 (2002)

BSE, kernel and dielectric function

Exchange:

$$\langle vc | V^x(E_\lambda) | v' c' \rangle = \int dr dr' \psi_c^*(r) \psi_{c'}(r') v(r, r') \psi_v(r') \psi_v^*(r)$$

Direct term:

$$\langle vc | W^d(E_\lambda) | v' c' \rangle = \int dr dr' \psi_c^*(r) \psi_{c'}(r) \psi_v(r') \psi_v^*(r') \frac{i}{2\pi} \int d\omega e^{i\omega 0^+} W(r, r', \omega) \times \left[\frac{1}{E_\lambda - \omega - (E_{c'} - E_{v'}) + i0^+} + \frac{1}{E_\lambda + \omega - (E_c - E_v) + i0^+} \right]$$

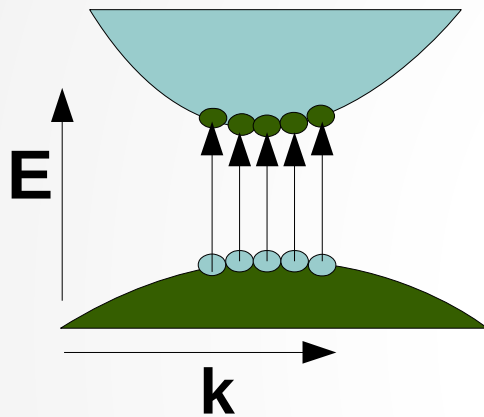
↓
screened e-h
interaction

Usual approximation valid for: $(E_c - E_v) \approx E_\lambda$

$$\langle vc | W^d(E_\lambda) | v' c' \rangle = \int dr dr' \psi_c^*(r) \psi_{c'}(r) \psi_v(r') \psi_v^*(r') W(r, r', \omega=0)$$

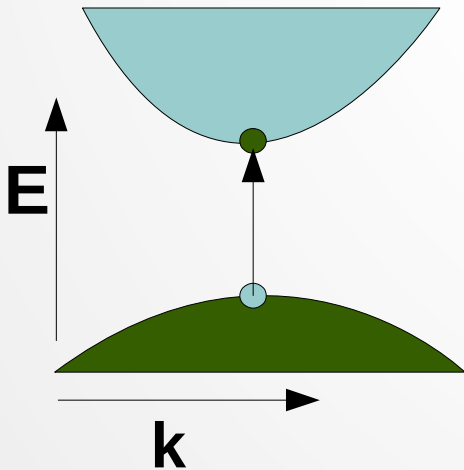
BSE, kernel and dielectric function

macroscopic dielectric function from BSE



$$\Im \epsilon_M(\omega) = \sum_{\lambda} \left| \sum_{vck} A_{vck}^{\lambda} \frac{\langle vk | p | ck \rangle}{(\epsilon_{ck} - \epsilon_{vk})} \right|^2 \delta(E_{\lambda} - \hbar \omega)$$

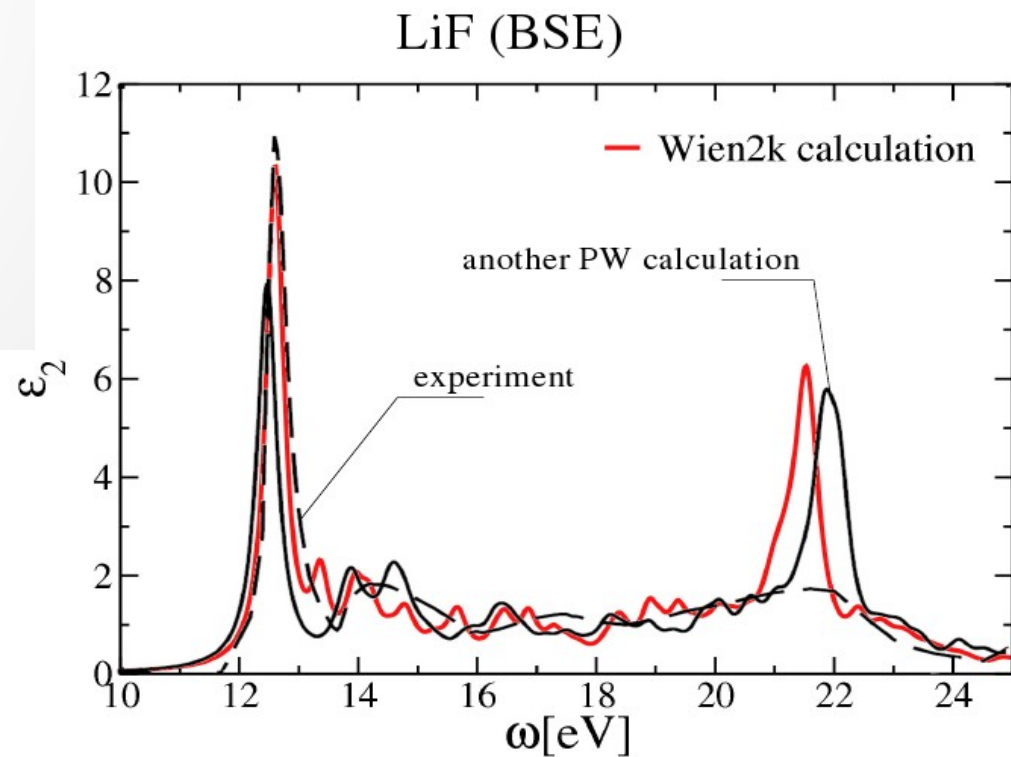
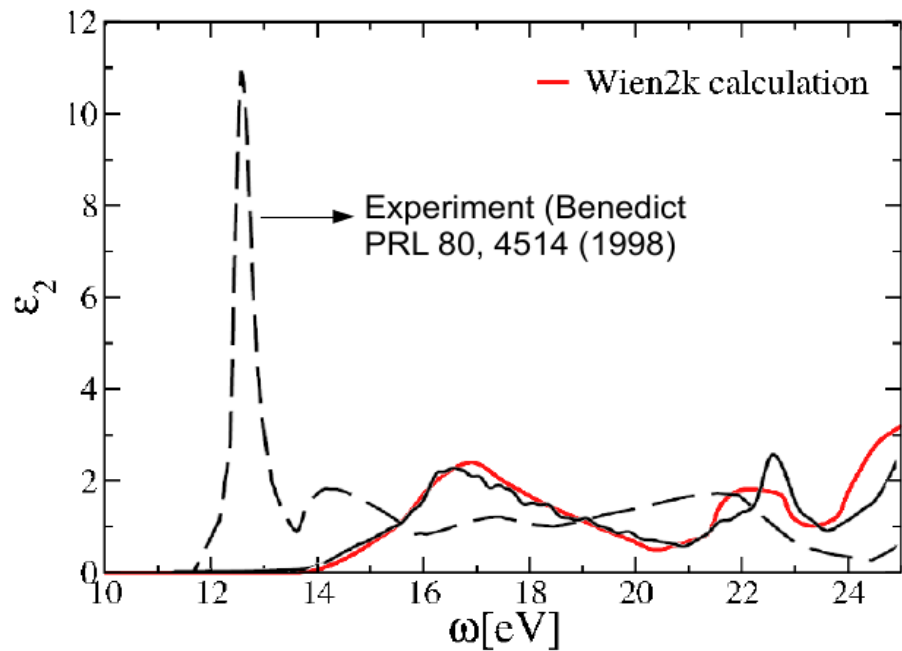
oscillator strength are proportional to coherent sum of the momentum matrix elements



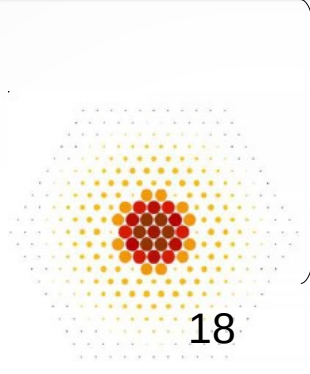
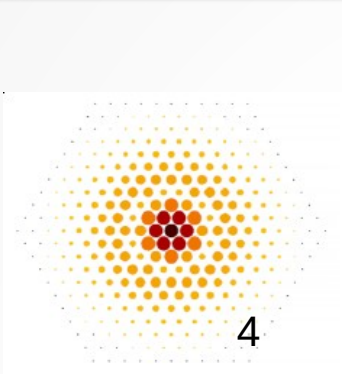

macroscopic dielectric function from DFT

$$\Im \epsilon_M(\omega) = \sum_{\lambda=vck} \left| \frac{\langle vk | p | ck \rangle}{(\epsilon_{ck} - \epsilon_{vk})} \right|^2 \delta(E_{\lambda} - \hbar \omega)$$

LiF absorption spectra



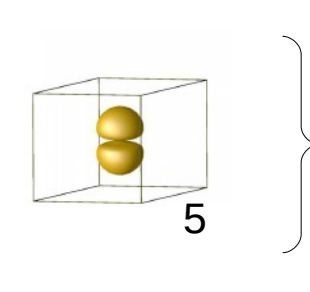
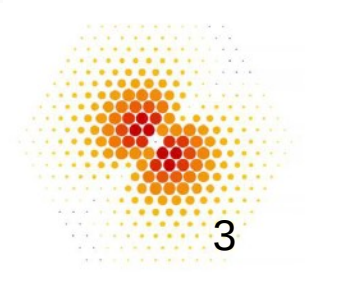
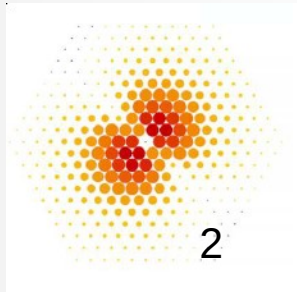
Exciton envelope function in AlN



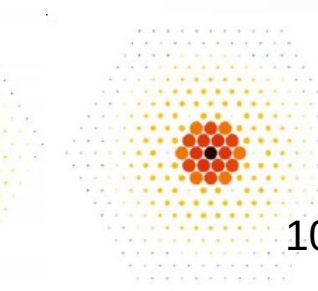
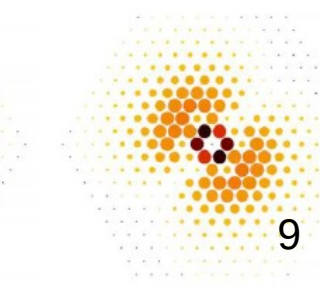
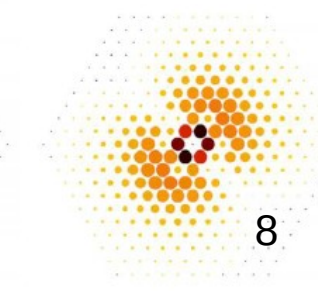
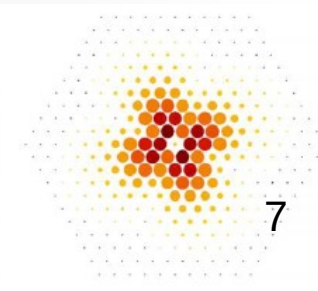
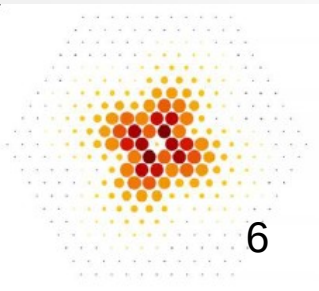
“s”- dipole active

$$E_n = E_g - E_B \frac{1}{n^2}$$

$$\text{oscil. strength} \sim \frac{1}{n^3}$$



“p”- dipole inactive



“d” - dipole inactive

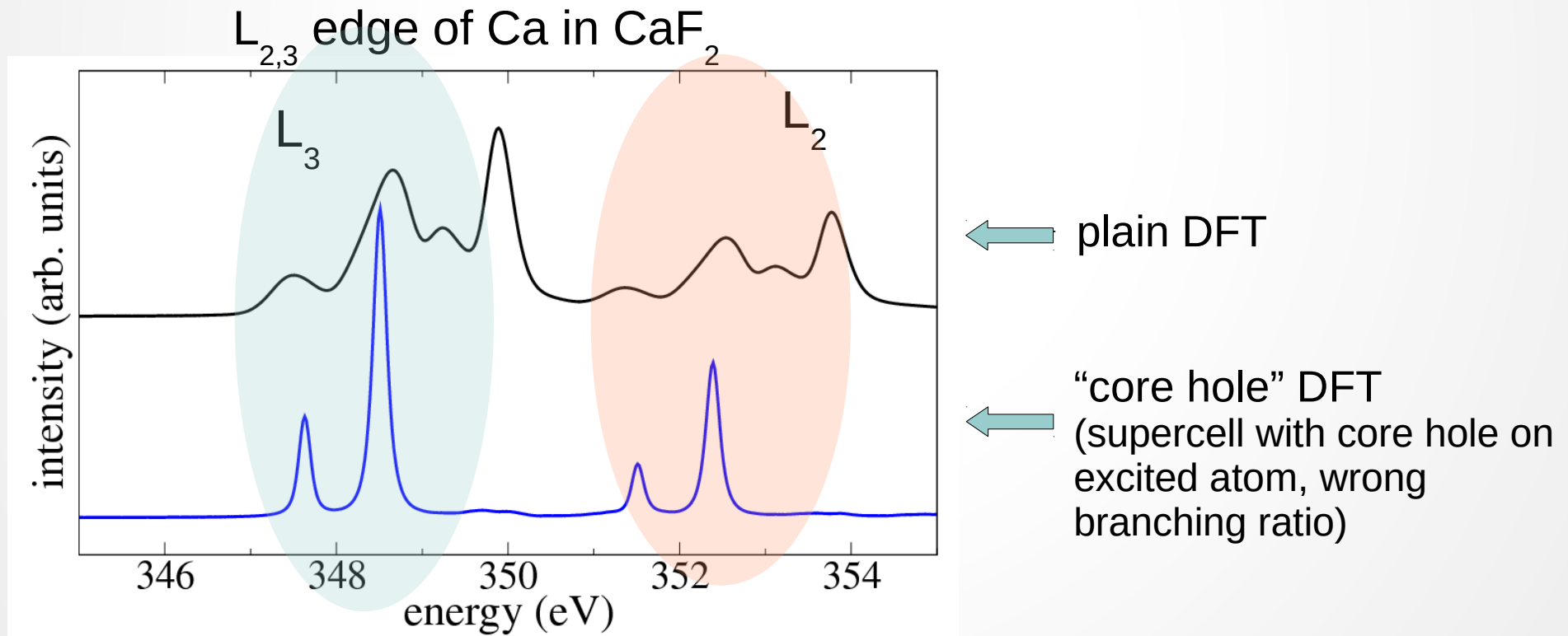
$\left| A_{vck}^\lambda \right|$ in BZ plotted for “s”, “p” and “d” excitons

X-ray absorption

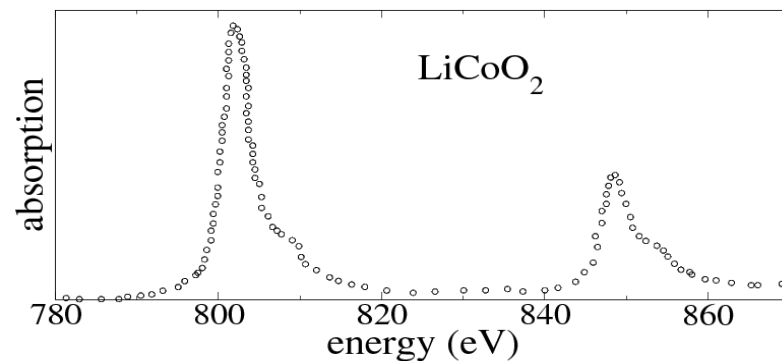
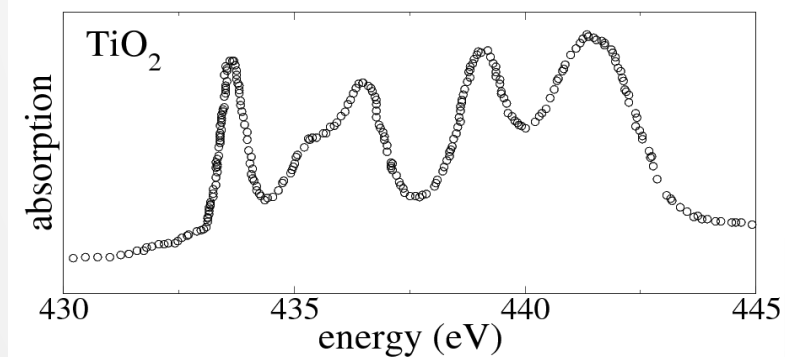
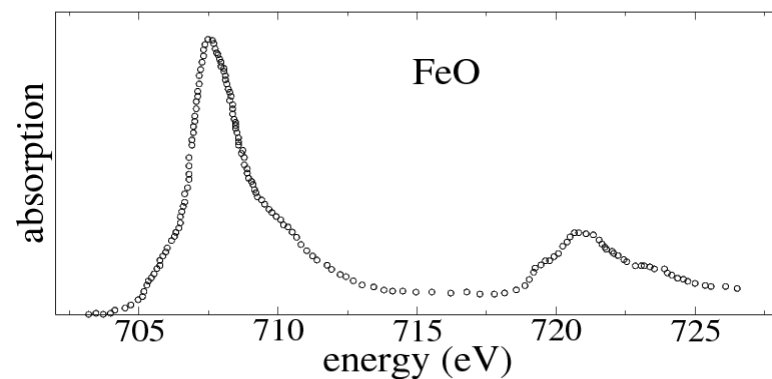
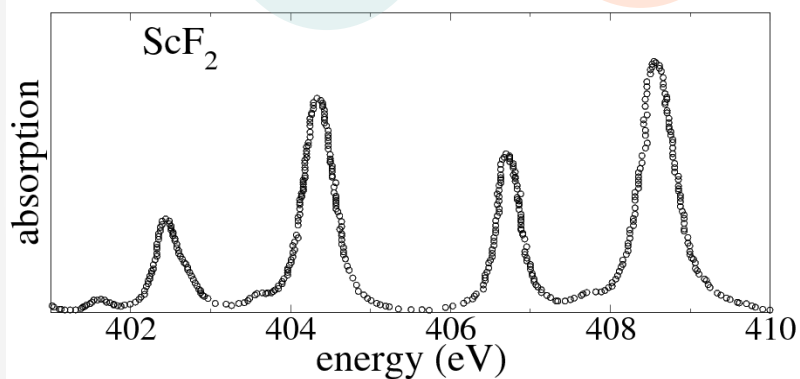
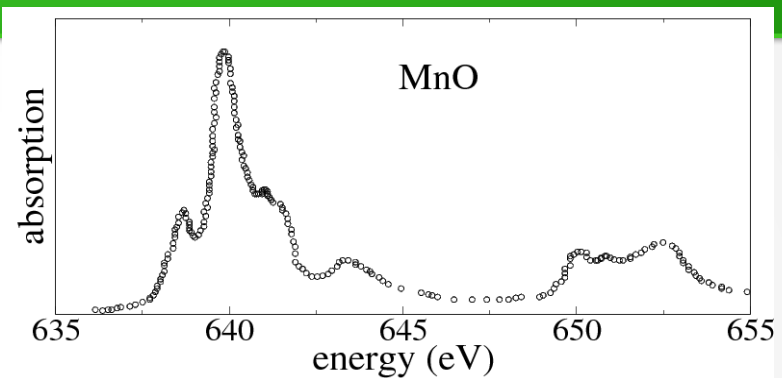
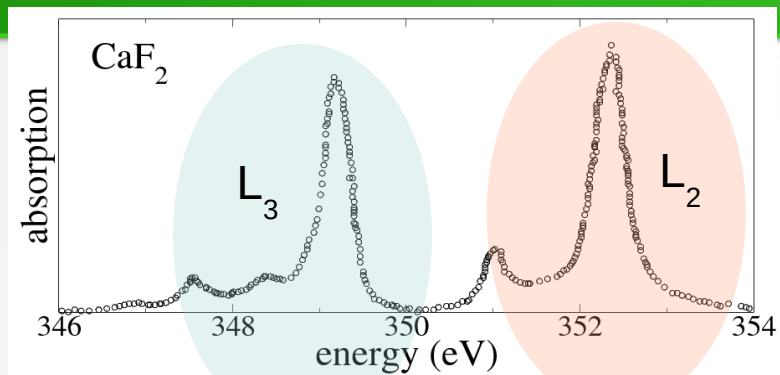
- in IPA X-ray absorption is proportional to the projected DOS of the conduction band

$$\Im \epsilon_M(\omega) = \sum_{\lambda} \left| \frac{\langle vk | p | ck \rangle}{(\epsilon_{ck} - \epsilon_{vk})} \right|^2 \delta(E^{\lambda} - \hbar\omega)$$

- branching ratio (L_2/L_3) is 1:2 (proportional to occupation of $2p_{1/2}$, $2p_{3/2}$)

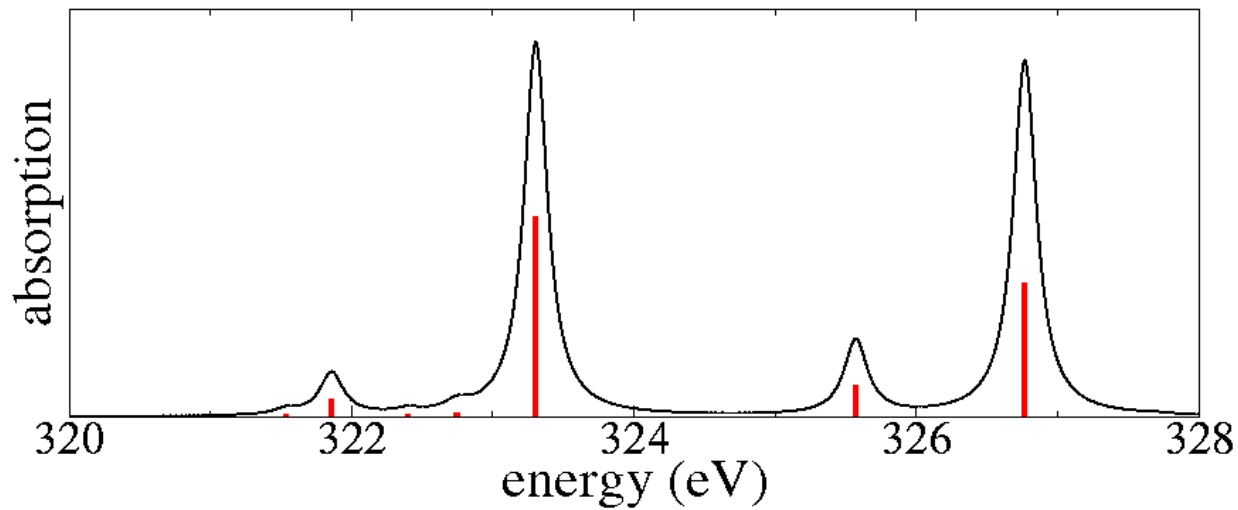


Measured L edges of 3d metals

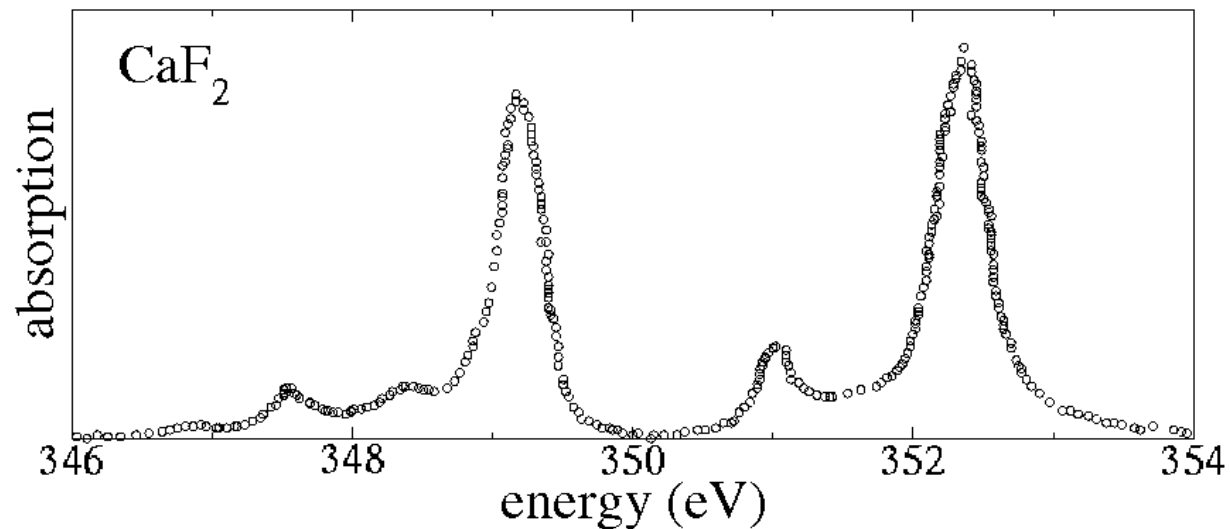


BSE gives correct L₂/L₃ branching ratios

$L_{2,3}$ edge for Ca in CaF_2



transitions from $2p_{1/2}$ and $2p_{3/2}$ are included at the same time into the BSE Hamiltonian



experiment

- Only coherent mixing of transitions from $2p_{1/2}$ and $2p_{3/2}$ results in proper branching ratio

BSE in wien2k

Run a WIEN2k SCF calculation

prepare the input files for BSEwien2k :

- **init_bse** -??? (it creates new *bsedir*)
- Inside *bsedir* optionally, modify input files (master is called *input*)

Inside *bsedir* execute **bse.job** or optionally modify it before executing

Analyze results:

- Look at *exciton_singlet/triplet*, *epsilon_singlet/tripled*
- There are some programs useful for detailed analysis of excitonic envelope function

init_bse (thanks to Maciej P. Polak)

- `init_bse -h` (get help)

```
rolask@rlws:~/data/LiF/LiF_BSE> ~/SRC/BSE/BSE_SCRIPTS/init_bse -h
```

This prepares the input for BSE

You need to run this in a converged SCF calculation directory

Choose your options:

```
-h                for this message
-p [path/to/BSE] specify path to BSE [def: ${BSEROOT}]
-s              will do spin-orbit
-f            start from hybrid calc [experimental]
-n [cpu]       number of cores [def: 16]
-d [name]      specify the name of the new directory [def: *_BSE]
-b [VB,CB]     number of valence and conduction bands [def: 4,10]
-k [DMx:DMy:DMx,WDX:WDY:WDz,iWDx:iWDy:iWDz] k-meshes for DM, WDVX and (optional) interpolation
-q            shift q-mesh from Gamma
-g [DM,WD,VX,DM_max] G-max for WD, VX and DM
-i [G-max]     do interpolated run (with specified G-max for interpolation)
-e [emin,emax] in1 energy ranges [Ry] (def: from SCF)
-r [emin,emax,de,broad] energy ranges, step and broadening in BSE [eV] [def: 0.0,26.0,0.001]
-c [shift (eV)] apply scissor shift (in eV) [def: 0]
-l [PW,sphere] l value for expansion of PW and inside the spheres [def: 3,3]
-v [1-4]       screening level (1 - full, 2 - diagonal 1/eps_{gg}(q)
              3 - diagonal eps_{gg}(q), 4 - long range (optional constant after colon))
```

- Prepares input files based on provided parameters
 - Copy `vsp`, `vns`, defines `k`-meshes, `in1` for `lapw1`, ...

Bse.job

```
rolask@rlws:~/data/LiF/LiF_BSE> cat bse.job
#!/bin/bash -ex

echo $BSER00T

$BSER00T/execBSEkgen
$BSER00T/execlapwloptic -DM
mpirun -machinefile .bse_machines -envall -np 12 $BSER00T/DM > outputDM
$BSER00T/execlapwloptic -WDVX
mpirun -machinefile .bse_machines -envall -np 12 $BSER00T/WD > outputWD
mpirun -machinefile .bse_machines -envall -np 12 $BSER00T/VX > outputVX
mpirun -machinefile .bse_machines -envall -np 12 $BSER00T/BSE_diag > outputBSE_diag
```

execBSEkgen	creates k-meshes for DM, WD,VX
execlapwloptic	executes lapw1, optic, generates eigenvectores, and momentum matrix elements
DM	computes dielectric matrix
WD	computes direct part of the BSE Hamiltonian
VX	computes exchange part of the BSE Hamiltonian
BSE_diag	solves BSE equation

Input file (input)

```
scissors      0.0      # scissors shift [eV]
scalebands    1.0 1.0    # scaling factor for (valence, conduction) bands
eminmaxDM     -5.0 10.0   # energy cutoff for DM
gmax_WD       4.0      # maximum magnitude of G vector for exp(iGr)
gmax_VX       4.0      # maximum magnitude of G vector for exp(iGr)
gmax_DM       4.0
gmax_DM_max   4.0      # maximum magnitude of G vector for exp(iGr)
lmax_besel    3        # max of l in expansion of exp(-i(q+G)r)
lmax_wave     3        # max of l in expansion of wave function (sphere)
offesDM       1        # calculate off-diag elements of eps_GGp(q)
broadDM       0.0001
omegaDM       0.0
formatVXWD    1        # VX, WD files 0-ascii, 1-binary
nbandsVXWD    4 4      # number of (valence,conduction) bands in VX, WD
nbandsINT     4 4      # number of (valence,conduction) bands used in BSE
nbandsBSE     4 4      # number of (valence,conduction) bands used in BSE
noccbands     5        # number of occupied bands
noccbandsDM   5        # number of occupied bands
scrlevel      1        # screening level in WD:
# 1 - the full {g, g'} dependence is used
# 2 - a diagonal approximation is used (g = g') using
#     the inverse dielectric matrix eps^{-1}_{gg}(q)
# 3 - a diagonal approximation is used (g = g') using
#     the dielectric matrix eps_{gg}(q)
# 4 - a long range screening is used (constant tensor)

diroffbse     1        # 0 : local field effects only (direct interaction = zero)
nexoutBSE     1000    # number of states written into files
eminemaxBSE   0.0 26.0 0.001 # emin, emax, de in [eV]
broadBSE      0.1 0    # broadending of spectrum [eV], lineshape
polBSE        1        # polarization
spinBSE       1        # 1 -singlet, 2 - triplet
```

BSE in wien2k

- BSE is computationally very expensive